



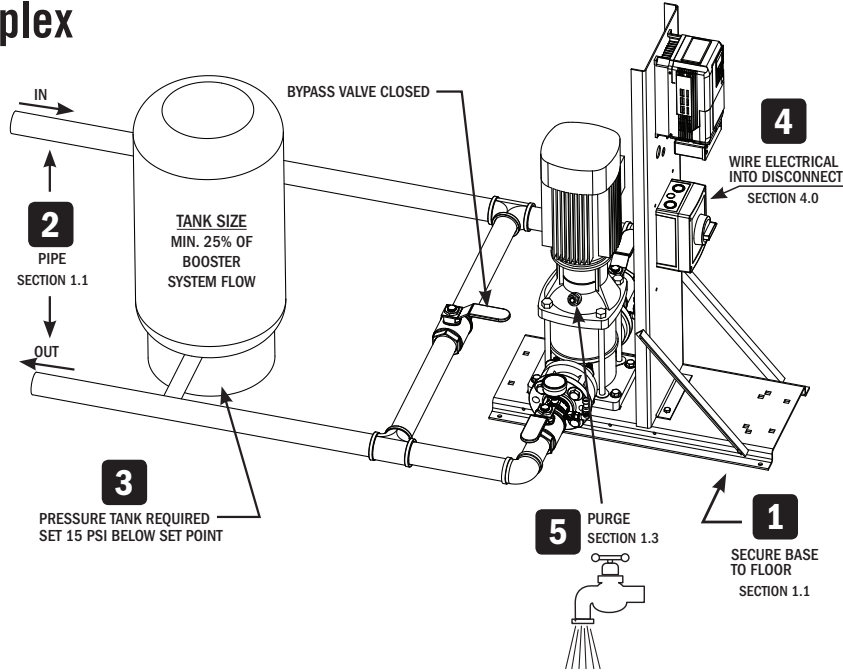
# Quick Start Guide

## DuraMAC™ - Variable Speed Booster System

### Simplex | Duplex | Triplex



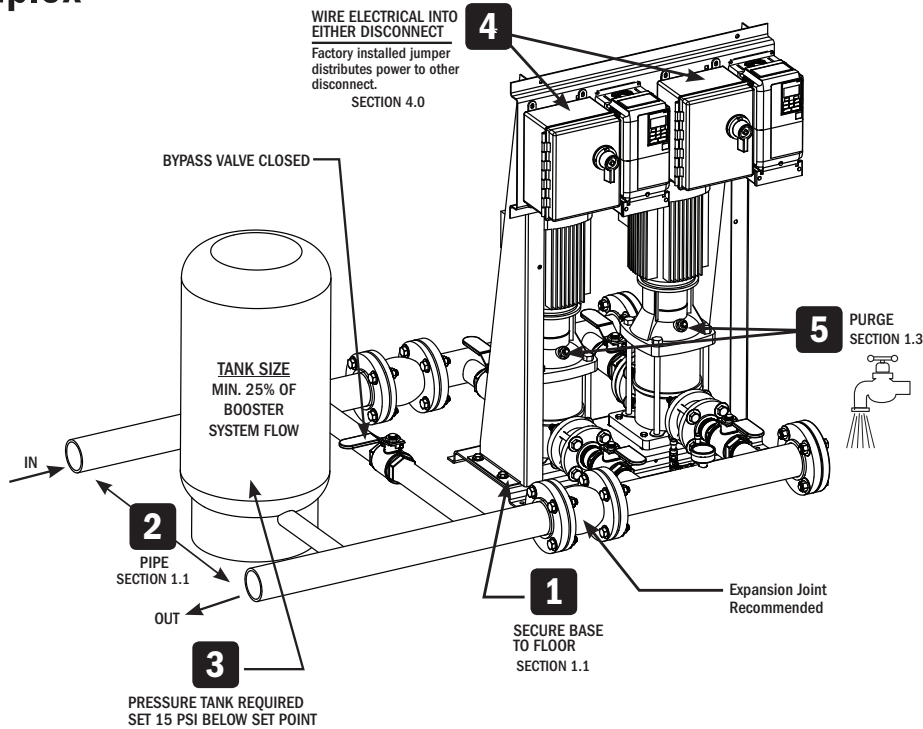
## Simplex



- 6** SET PRESSURE SET POINT SECTION 2.3
- Return to Home Screen (Below)
  - Press **ENTER**, and Setpoint 1 (Q1-01) should be displayed on screen.
  - Use **RESET** to scroll to the correct digit
  - To change the setpoint value, use **UP** **DOWN**
  - Press **ENTER** to save the value
  - Return to the home screen by pressing **(F1)**

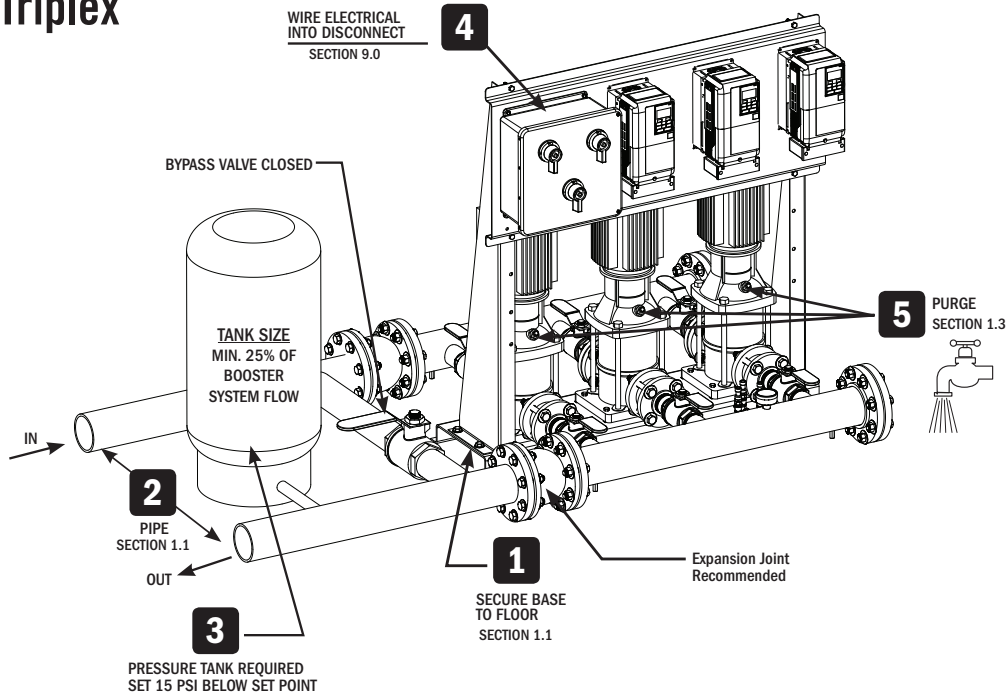


## Duplex



- 7** START SYSTEM
- Press **AUTO** to start the system.

## Triplex



**WARNING:** It is unlawful in **CALIFORNIA & VERMONT** (effective 1/1/2010); **MARYLAND** (effective 1/1/2012); **LOUISIANA** (effective 1/1/2013) and the **UNITED STATES OF AMERICA** (effective 1/4/2014) to use any product in the installation or repair of any public water system or any plumbing in a facility or system that provides water for human consumption if the wetted surface area of the product has a weighted average lead content greater than 0.25%. This prohibition does not extend to service saddles used in California, Louisiana or under USA Public Law 111-380. **WARNING:** This product can expose you to chemicals including lead, which is known to the State of **CALIFORNIA** to cause cancer and birth defects or other reproductive harm. For more information go to: [www.P65Warnings.ca.gov](http://www.P65Warnings.ca.gov).

SEE **MANUAL** 3210-552 FOR MORE INFORMATION