




# **HYDROMATIC<sup>®</sup> 218 SYSTEM** SEWAGE EJECTOR PUMP/BASIN PACKAGES

# 218 SYSTEM

## Sewage Ejector Pump/Basin Packages

### INCLUDES

- ▶ SKV40 115v Automatic submersible sewage ejector (2" solids)
- ▶ 218 structural foam, sewage basin with cover, sealing kit, schedule 80 PVC discharge pipe and swing check valve
- ▶ The packaged is available assembled or unassembled
- ▶ Unique Hydromatic pump molded footprint basin design



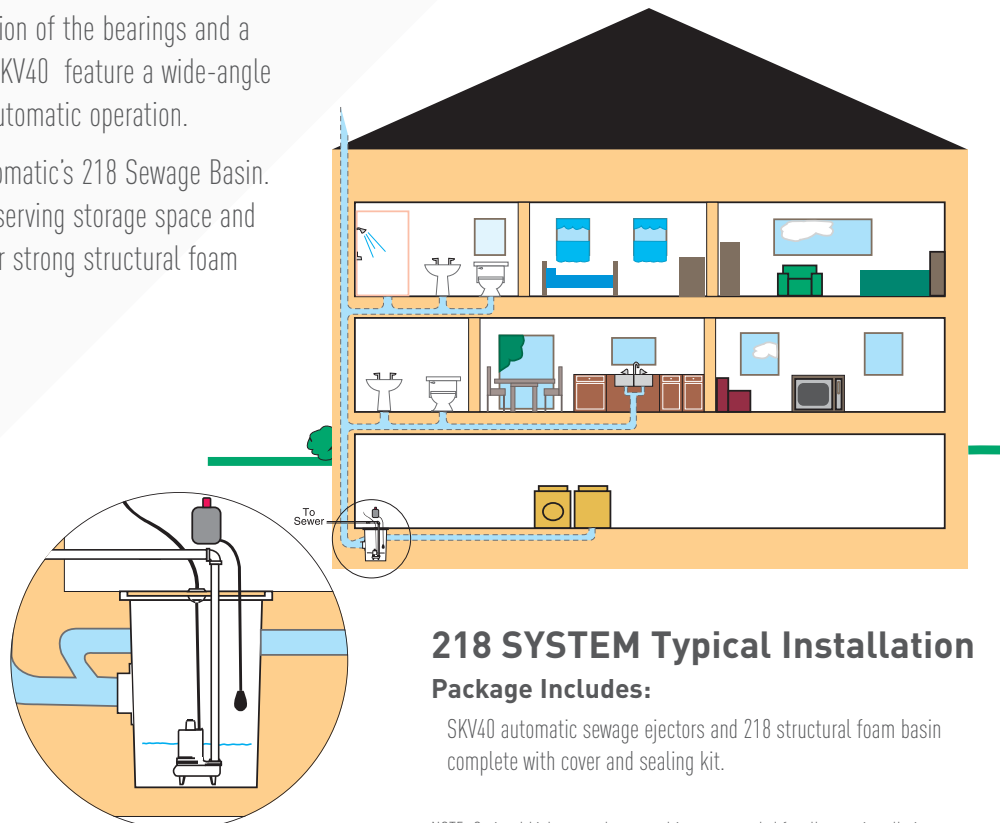
The piggyback design allows for simple conversion to manual operation by simply removing the switch plug and inserting the motor plug directly into the electrical outlet. This feature provides an easy way of periodically cycling the pump to ensure it is operating properly.

### FEATURES

- ▶ The Hydromatic® 218 SYSTEMS are specifically designed to meet the demands of residential wastewater and sewage applications. The SYSTEM includes the Hydromatic Model SKV40, 4/10 HP, 115 volt sewage ejector, 2" solids handling, 2" NPT discharge. The SKV40 can handle capacities up to 70 gallons per minute and heads up to 20 feet. The SKV40 feature heavy-duty cast iron construction with an oil-filled motor for cooler operation, permanent lubrication of the bearings and a longer, trouble-free pump life. The SKV40 feature a wide-angle piggyback float switch for reliable automatic operation.

The 218 SYSTEMS also include Hydromatic's 218 Sewage Basin. The 218 Basins are nestable for conserving storage space and reducing shipping costs. These super strong structural foam

basins are impact resistant and corrosion proof. Extra strong upper flange prevents deflection during installation. The 218 Basins come complete with all the fittings, schedule 80 piping, swing check valve, grommets, o-rings, gasket material and hardware required so the plumber always has the complete package at the job site.



### 218 SYSTEM Typical Installation

#### Package Includes:

SKV40 automatic sewage ejectors and 218 structural foam basin complete with cover and sealing kit.

NOTE: Optional high water alarm panel is recommended for all pump installations.

# 218 SYSTEM

## Benefits

### 218 BASIN

- ▶ Basins are nestable for multi-shipping and conserving warehouse space.
- ▶ Injection molded with pure, super-tough structural foam. This makes the basin impact-resistant, strong and corrosion proof.
- ▶ The lightweight, single piece construction allows for easier handling and installation. No heavy equipment or lifting required.
- ▶ Eight 1/4" threaded inserts are molded in the top flange to fasten the lid on the tank. This keeps the corrosive gases away and creates a strong, unstrippable or unslippable insert.

### 218 SEAL KIT

- ▶ **Every seal package is complete with the following:**
- ▶ 2" electrical grommet with single or double electrical cord allowance.
- ▶ 4" inlet hub creates a positive seal and gives freedom so pipe alignment does not have to be perfect.
- ▶ 2" discharge o-rings available upon request.
- ▶ Neoprene gasket tape to attach to the tank lid to get a positive seal between basin and cover.
- ▶ 2" check valve is included with the package.
- ▶ The extra strong flange makes sure no deflection occurs during installation and cover always fits.

### 218 COVER

- ▶ Heavy duty structural foam cover made of injection molded for consistent quality.
- ▶ Strong and durable for abuse during installation, service and regular daily wear.
- ▶ The cover has allowances for the discharge seals, electrical grommet, and bolt holes.

### BASIN DIMENSIONAL DATA

#### Basin:

- ▶ Capacity 40 U.S. Gallons
- ▶ Structural Foam
- ▶ Impact Resistant
- ▶ Corrosion Proof
- ▶ 4" Inlet Hub
- ▶ Weight 15 lbs.

#### Cover:

- ▶ Impact Resistant
- ▶ Structural Foam
- ▶ Weight 1 lb.

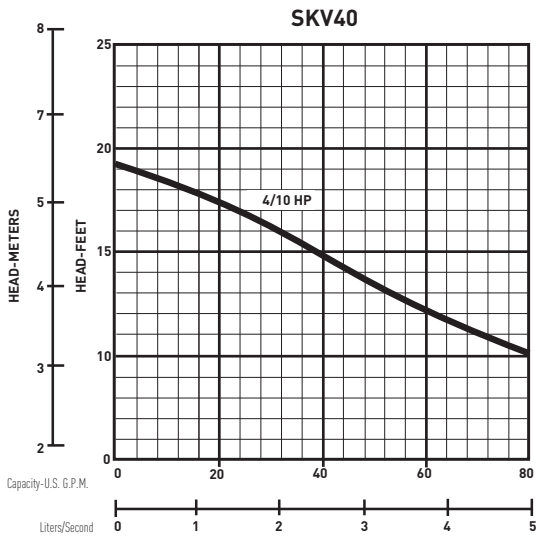
#### Fittings:

- ▶ Nitrile Electrical Grommets and 'O' Rings
- ▶ Available 2" Discharge
- ▶ 1/2" Wide Neoprene Gasket Tape for Positive Seal
- ▶ 1/4" Plated Hex Head Machine Screws




# 218 SYSTEM

## PERFORMANCE DATA




## DIMENSIONAL DATA



## PUMP CHARACTERISTICS

Pump/Motor Unit	Submersible
Automatic Models	SKV40
Horsepower	4/10
Full Load Amps	12.6
Motor Type	Shaded Pole (4 Pole)
R.P.M.	1550
Phase Ø	1
Voltage	115
Hertz	60
Operation	Intermittent
Temperature	120°F Ambient
NEMA Design	A
Insulation	Class A
Discharge Size	2" NPT std.
Solids Handling	2"
Unit Weight	35 lbs.
Power Cord	18/3, SJTW, 10'/20' std.



All dimensions in inches. Metric for international use. Component dimensions may vary  $\pm 1/8$  inch. Dimensional data not for construction purpose unless certified. Dimensions and weights are approximate. We reserve the right to make revisions to our product and their specifications without notice.



USA  
293 WRIGHT STREET, DELAVAN, WI 53115 WWW.HYDROMATIC.COM  
PH: 888-957-8677 ORDERS FAX: 800-426-9446

CANADA  
269 TRILLIUM DRIVE, KITCHENER, ONTARIO, CANADA N2G 4W5  
PH: 519-896-2163 ORDERS FAX: 519-896-6337

Because we are continuously improving our products and services, Pentair reserves the right to change specifications without prior notice.