



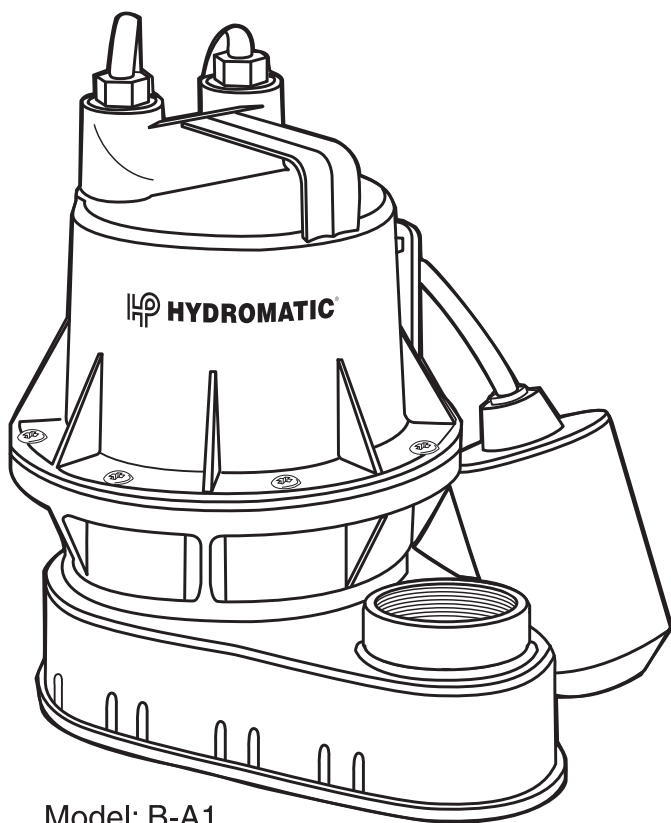
HYDROMATIC®

B-A1 & BV-A1

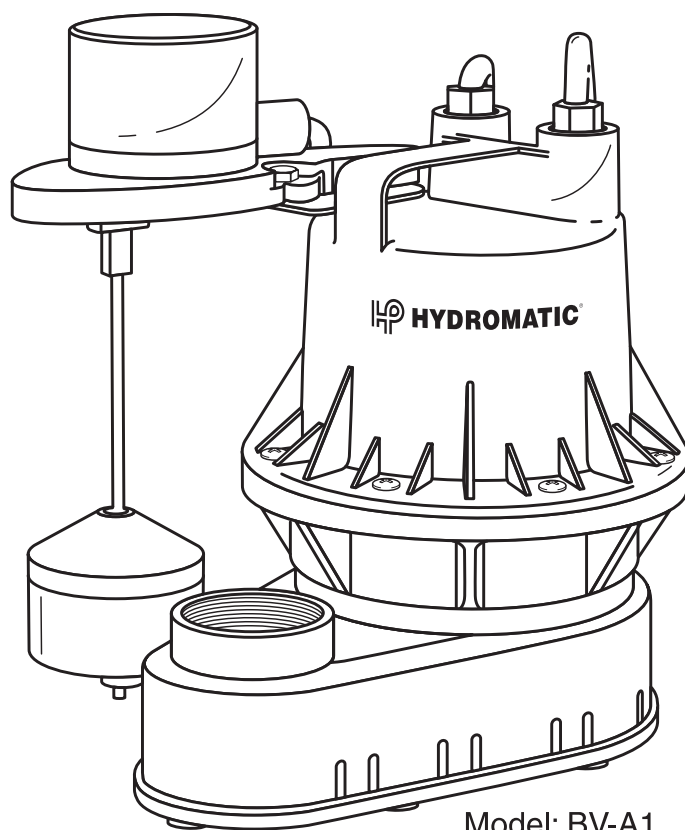
Submersible Sump Pump

1/4" solids handling, 3450 RPM, 1-1/2" NPT

discharge, built-in overload. Automatic operation: wide angle float switch or vertical float switch.



Model: B-A1



Model: BV-A1

NOTE! To the installer: Please make sure you provide this manual to the owner of the pumping equipment or to the responsible party who maintains the system.



Pentair
Water™

General Information

Thank you for purchasing your Hydromatic® pump. To help ensure years of trouble-free operation, please read the following manual carefully.

Before Operation:

Read the following instructions carefully. Reasonable care and safe methods should be practiced. Check local codes and requirements before installation.

Attention:

This manual contains important information for the safe use of this product. Read this manual completely before using this product and refer to it often for continued safe product use. **DO NOT THROW AWAY OR LOSE THIS MANUAL.**

Warning:

Before handling these pumps and controls, always disconnect the power first. Do not smoke or use sparkable electrical devices or flames in a septic (gaseous) or possible septic sump.

Pump Troubleshooting

Pump does not run or hum

1. Line circuit breaker may be off, or fuse may be blown or loose.
2. Water level in sump may be too low. Add more water. Turn-on level is as indicated in installation drawing.
3. Pump cord may not be making contact in receptacle.

4. Float may be stuck. It should operate freely in basin.
5. If all systems check OK, motor winding may be open.

Pump runs but does not deliver water

1. Check valve may be installed backward. Arrow on valve should point in direction of flow.
2. Discharge shut-off valve (if used) may be closed.
3. Pump may be air locked. Start and stop several times by plugging and unplugging cord. Check for clogged vent hole in discharge.
4. Impeller or volute openings may be fully or partially clogged. Remove pump and clean.
5. Inlet holes in pump base may be clogged. Remove pump and clean the openings.
6. Pump head may be too high. Pump can't deliver water over 22 feet vertical. Horizontal distance does not affect pumping, except loss due to friction.

Pump runs and pumps out sump but does not stop

Float is stuck in up position. Be sure float operates freely in basin.

Pump runs but delivers only a small amount of water

1. Pump may be air locked. Start and stop several times by plugging and unplugging cord. Check for clogged vent hole in discharge.
2. Pump head may be too high. Pump can't deliver water over 22 feet vertical. Horizontal distance does not affect

pumping except loss due to friction.

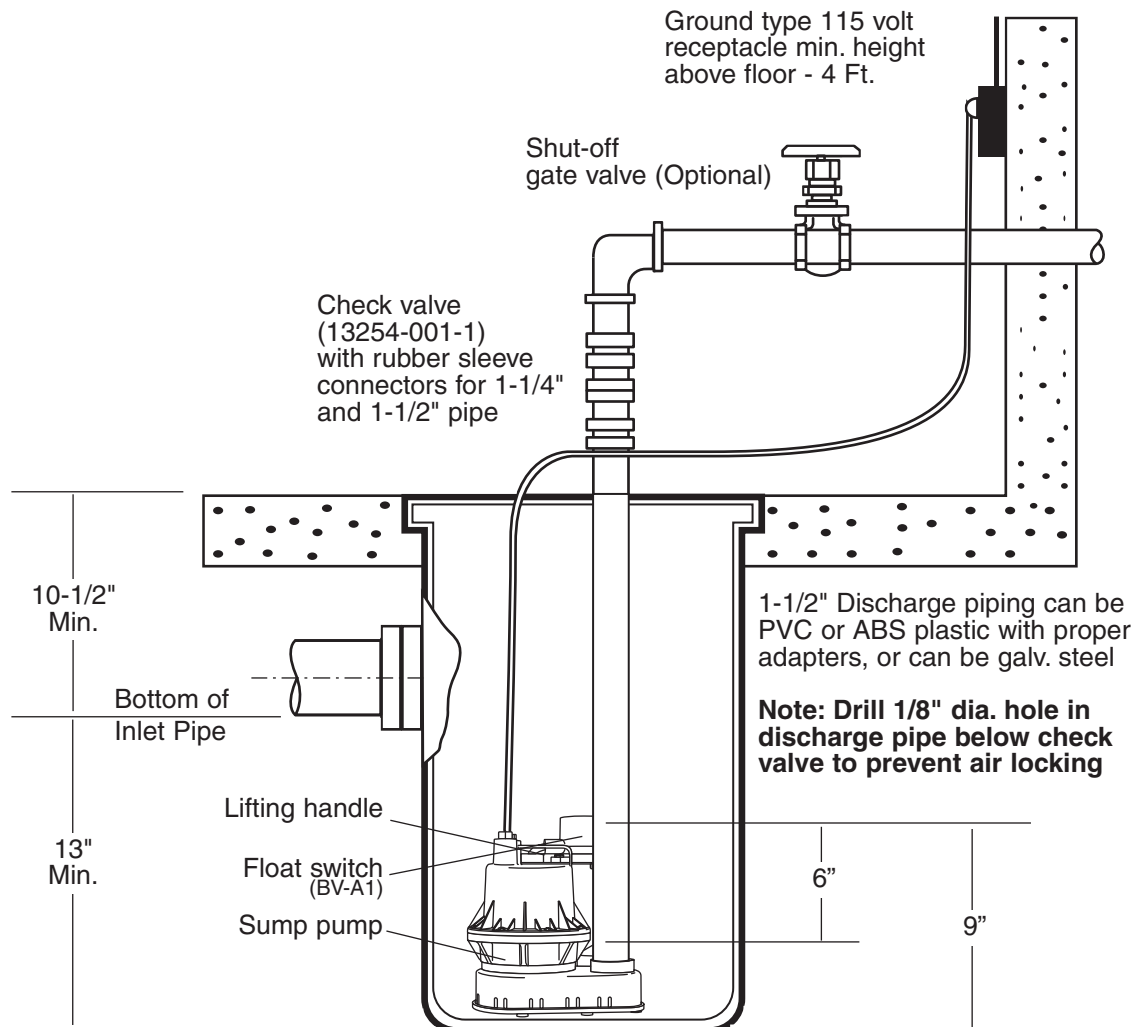
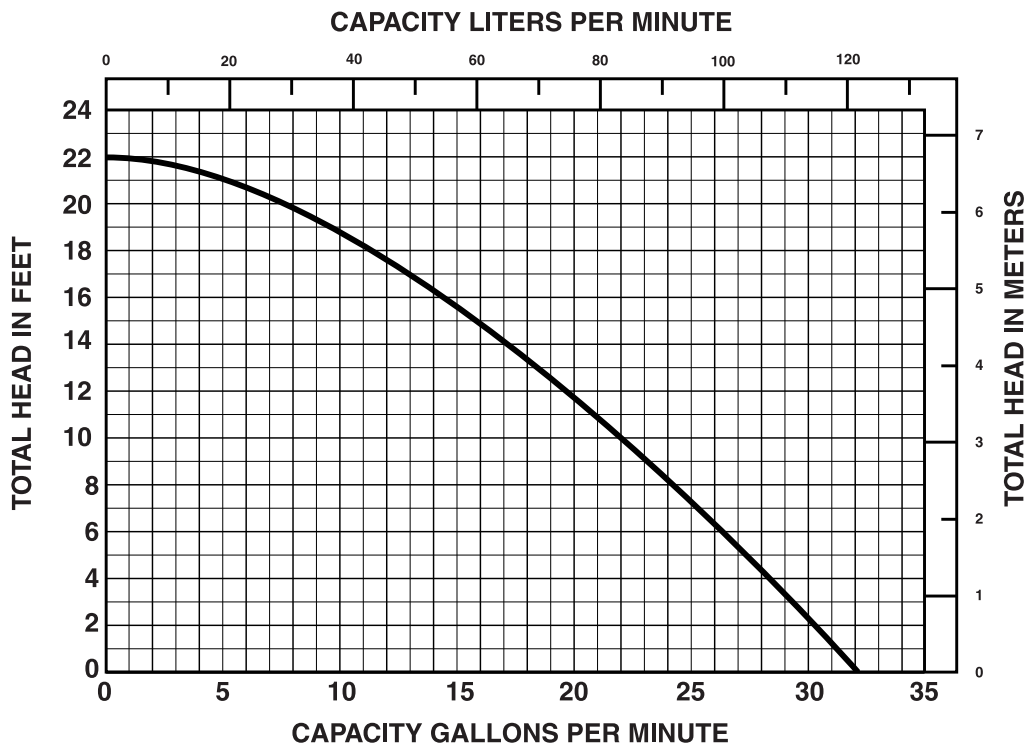
3. Inlet holes in pump base may be clogged. Remove pump and clean the openings.
4. Impeller or volute openings may be fully or partially clogged. Remove pump and clean.
5. Pump impeller may be partially clogged with tar or paint, causing motor to run slow and overload. Remove pump and clean.

Fuse blows or circuit breaker trips when pump starts

1. Inlet holes in pump base may be clogged. Remove pump and clean the openings.
2. Pump impeller may be partially clogged with tar or paint, causing motor to run slow and overload. Remove pump and clean.
3. Motor stator may be defective.
4. Fuse size or circuit breaker may be too small. Must be 15 amps.
5. Impeller or volute openings may be wholly or partially clogged. Remove pump and clean.

Motor runs for a short time, then stops

1. Inlet holes in pump base may be clogged. Remove pump and clean the openings.
2. Impeller or volute openings may be wholly or partially clogged. Remove pump and clean.
3. Motor stator may be defective.
4. Pump impeller may be partially clogged with tar or paint, causing motor to run slow and overload. Remove pump and clean.



Vertical fits in 12" dia. plastic, fiberglass or concrete basins.
Wide angle fits in 18" dia. plastic, fiberglass or concrete basins.

LIMITED WARRANTY

HYDROMATIC warrants to the original consumer purchaser ("Purchaser" or "You") of HYDROMATIC Sump Pumps, Effluent Pumps, Sewage Pumps (other than 2-1/2"), and Package Systems, that they will be free from defects in material and workmanship for the Warranty Period of 36 months from date of manufacture.

Our warranty will not apply to any product that, in our sole judgement, has been subject to negligence, misapplication, improper installation, or improper maintenance. Without limiting the foregoing, operating a three phase motor with single phase power through a phase converter will void the warranty. Note also that three phase motors must be protected by three-leg, ambient compensated, extra-quick trip overload relays of the recommended size or the warranty is void.

Your only remedy, and HYDROMATIC's only duty, is that HYDROMATIC repair or replace defective products (at HYDROMATIC's choice). You must pay all labor and shipping charges associated with this warranty and must request warranty service through the installing dealer as soon as a problem is discovered. No request for service will be accepted if received after the Warranty Period has expired. This warranty is not transferable.

EXCEPTIONS: Hydromatic Special Application Pumps, Battery Back-Up Sump Pumps, Filtered Effluent Pumps, Grinder Pumps, and 2-1/2" Sewage Pumps are warranted for a period of 12 months from date of purchase or 18 months from date of manufacture, whichever comes first.

HYDROMATIC SHALL NOT BE LIABLE FOR ANY CONSEQUENTIAL, INCIDENTAL, OR CONTINGENT DAMAGES WHATSOEVER.

THE FOREGOING WARRANTIES ARE EXCLUSIVE AND IN LIEU OF ALL OTHER EXPRESS AND IMPLIED WARRANTIES, INCLUDING BUT NOT LIMITED TO THE IMPLIED WARRANTIES OF MERCHANTABILITY AND FITNESS FOR A PARTICULAR PURPOSE. THE FOREGOING WARRANTIES SHALL NOT EXTEND BEYOND THE DURATION EXPRESSLY PROVIDED HEREIN.

Some states do not allow the exclusion or limitation of incidental or consequential damages or limitations on the duration of an implied warranty, so the above limitations or exclusions may not apply to You. This warranty gives You specific legal rights and You may also have other rights which vary from state to state.

This warranty supersedes and replaces all previous warranty publications.

HYDROMATIC

740 East 9th Street, Ashland, OH 44805

Phone: 888-957-8677 • Fax: 888-840-7867 • Web Site: <http://www.hydromatic.com>



HYDROMATIC®

Pentair Water

USA

740 East 9th Street, Ashland, Ohio 44805

Tel: 888-957-8677 Fax: 888-840-7867



www.hydromatic.com

– Your Authorized Local Distributor –

CANADA

269 Trillium Drive, Kitchener, Ontario, Canada N2G 4W5

Tel: 519-896-2163 Fax: 519-896-6337