

Float Arrangement Diagram



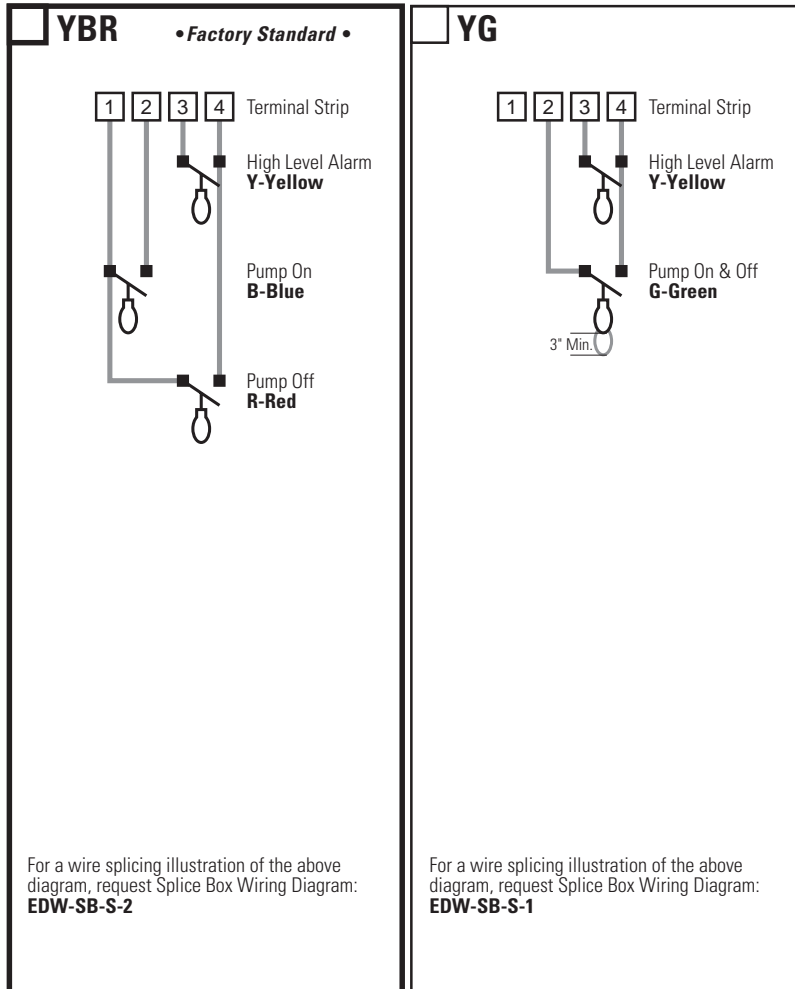
Oreco Systems®
Incorporated

814 AIRWAY AVENUE
SUTHERLIN, OREGON
97479-9012


TELEPHONE:
(541) 459-4449


FACSIMILE:
(541) 459-2884


Check the appropriate box for the float function (color code) used in your system.



Float Types

- 

Typical Oreco float model: A
Specs: contact - normally open
differential - no minimum
power rating - signal
Possible substitutions: B,C,D
- 

Typical Oreco float model: B
Specs: contact - normally open
differential - 3" min.
power rating - signal
Possible substitutions: C,D
- 

Typical Oreco float model: T
Specs: contact - normally closed
differential - no minimum
power rating - signal

Control Panel Series

S

Drawing No.

EDW-FA-S-1

EDW-FA-S-1
Rev 2.2 © 03/14/11