

SUBMITTAL DATA SHEET

Irrigation & Booster Pumps
Superbooster | Centrifugal

5 - 25 GPM



A.Y. McDonald offers a full line of superboosters ranging from 1/2 through 2 horsepower, with a flow rate ranging from 5 through 25 gallons per minute (GPM). Our superbooster offers peak capacity performance in 5, 7, 10, 15, 20, and 25 GPM models. The superbooster can be used for general purpose pumping along with residential, commercial applications, and pressure washing for agriculture.

J - 5 GPM - 27000JHB

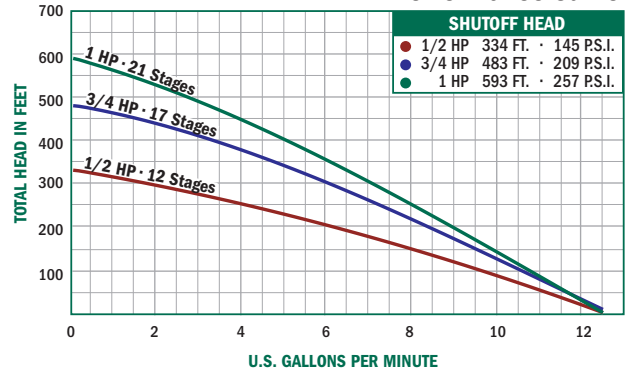
Pump Ends

Model No.	HP	Wt.
27050JHBPE	1/2	18
27075JHBPE	3/4	21
27100JHBPE	1	19

Specifications

Model	HP	Volts	Max. Amps	Intake	Discharge Size	A	B	C	D	Wt.
27050JHB	1/2	115/230	10.8/5.4	1 1/4"	1 1/4"	24.72	9.4	6.5	13.67	34
27075JHB	3/4	230/115	7.4/14.8	1 1/4"	1 1/4"	29.12	9.4	6.5	17.57	42
27100JHB	1	230/115	9.0/18.0	1 1/4"	1 1/4"	34.13	9.4	6.5	22.08	44

Performance Curve



V - 7 GPM - 27000VHB

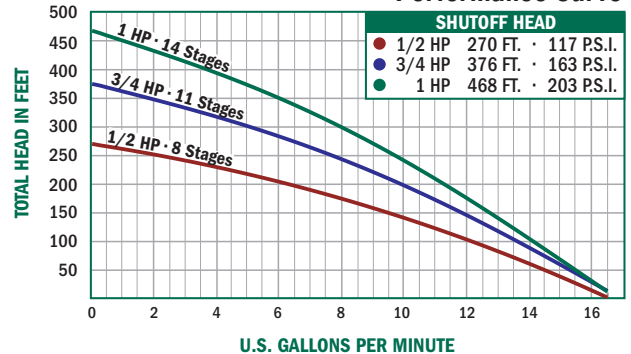
Pump Ends

Model No.	HP	Wt.
27050VHBPE	1/2	13
27075VHBPE	3/4	17
27100VHBPE	1	19

Specifications

Model	HP	Volts	Max. Amps	Intake	Discharge Size	A	B	C	D	Wt.
27050VHB	1/2	115/230	10.8/5.4	1 1/4"	1 1/4"	21.60	9.4	6.5	10.55	34
27075VHB	3/4	230/115	7.4/14.8	1 1/4"	1 1/4"	24.43	9.4	6.5	12.87	39
27100VHB	1	230/115	9.0/18.0	1 1/4"	1 1/4"	27.33	9.4	6.5	15.28	42

Performance Curve



NO-LEAD: The weighted average of the wetted surface of this no-lead product contacted by consumable water contains less than one quarter of one percent (0.25%) lead.



A.Y. McDonald Mfg. Co.
P.O. Box 508
Dubuque, IA 52004-0508

Toll Free: 1-800-292-2737
Fax: 1-800-832-9296
Hours: 7:00 a.m. - 5:00 p.m., CST

sales@aymcdonald.com
www.aymcdonald.com

A.Y. McDonald considers the information on this assembly drawing correct when published. Item and option availability, including specifications, are subject to change without notice.

Submitted by:

SUBMITTAL DATA SHEET

Irrigation & Booster Pumps
 Superbooster | Centrifugal
5 - 25 GPM



A.Y. McDonald offers a full line of superboosters ranging from 1/2 through 2 horsepower, with a flow rate ranging from 5 through 25 gallons per minute (GPM). Our superbooster offers peak capacity performance in 5, 7, 10, 15, 20, and 25 GPM models. The superbooster can be used for general purpose pumping along with residential, commercial applications, and pressure washing for agriculture.

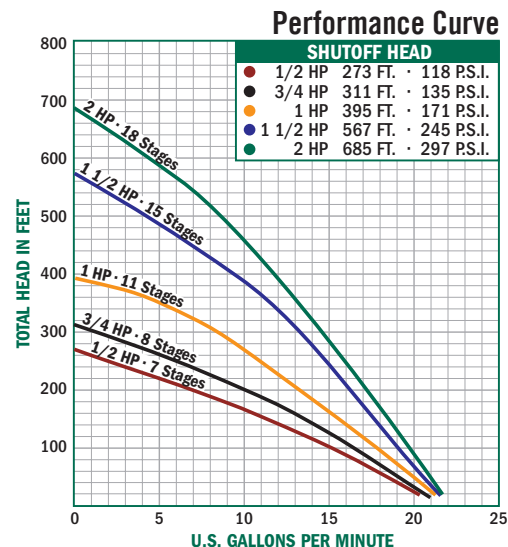
K - 10 GPM - 27000KHB

Pump Ends

Model No.	HP	Wt.
27050KHBPE	1/2	14
27075KHBPE	3/4	15
27100KHBPE	1	16
27150KHBPE	1 1/2	18
27200KHBPE	2	17

Specifications

Model	HP	Volts	Max. Amps	Intake	Discharge Size	A	B	C	D	Wt.
27050KHB	1/2	115/230	10.8/5.4	1 1/4"	1 1/4"	21.13	9.4	6.5	10.08	35
27075KHB	3/4	230/115	7.4/14.8	1 1/4"	1 1/4"	22.47	9.4	6.5	10.92	40
27100KHB	1	230/115	9.0/18.0	1 1/4"	1 1/4"	25.56	9.4	6.5	13.51	42
27150KHB	1 1/2	230/115	10.7/21.4	1 1/4"	1 1/4"	30.68	9.4	6.5	18.13	53
27200KHB	2	230	10.2*	1 1/4"	1 1/4"	33.16	9.4	6.5	20.61	54



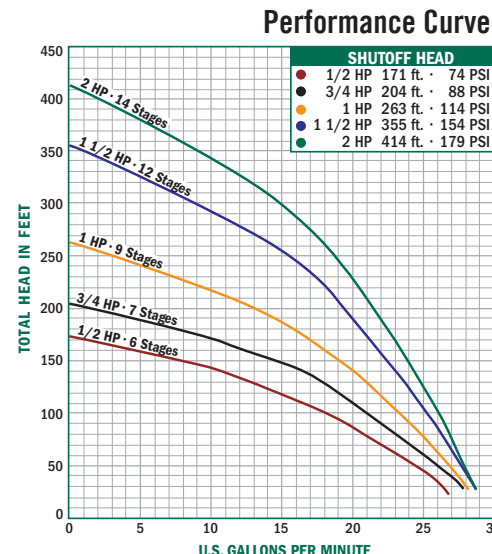
L - 15 GPM - 27000LHB

Pump Ends

Model No.	HP	Wt.
27050LHBPE	1/2	12
27075LHBPE	3/4	15
27100LHBPE	1	17
27150LHBPE	1 1/2	18
27200LHBPE	2	16

Specifications

Model	HP	Volts	Max. Amps	Intake	Discharge Size	A	B	C	D	Wt.
27050LHB	1/2	115/230	10.8/5/4	1 1/4"	1 1/4"	22.00	9.4	6.5	10.00	30
27075LHB	3/4	230/115	6.4/12.8	1 1/4"	1 1/4"	24.00	9.4	6.5	11.00	35
27100LHB	1	230/115	7.7/15.4	1 1/4"	1 1/4"	26.00	9.4	6.5	13.00	37
27150LHB	1 1/2	230/115	10.9/21.8	1 1/4"	1 1/4"	30.00	9.4	6.5	16.00	46
27200LHB	2	230	11.1*	1 1/4"	1 1/4"	31.50	9.4	6.5	18.00	47



NO-LEAD: The weighted average of the wetted surface of this no-lead product contacted by consumable water contains less than one quarter of one percent (0.25%) lead.



A.Y. McDonald Mfg. Co.
 P.O. Box 508
 Dubuque, IA 52004-0508

Toll Free: 1-800-292-2737
 Fax: 1-800-832-9296
 Hours: 7:00 a.m. - 5:00 p.m., CST

sales@aymcdonald.com
 www.aymcdonald.com

A.Y. McDonald considers the information on this assembly drawing correct when published. Item and option availability, including specifications, are subject to change without notice.

Submitted by:

SUBMITTAL DATA SHEET

Irrigation & Booster Pumps
Superbooster | Centrifugal

5 - 25 GPM



A.Y. McDonald offers a full line of superboosters ranging from 1/2 through 2 horsepower, with a flow rate ranging from 5 through 25 gallons per minute (GPM). Our superbooster offers peak capacity performance in 5, 7, 10, 15, 20, and 25 GPM models. The superbooster can be used for general purpose pumping along with residential, commercial applications, and pressure washing for agriculture.

P - 20 GPM - 27000PHB

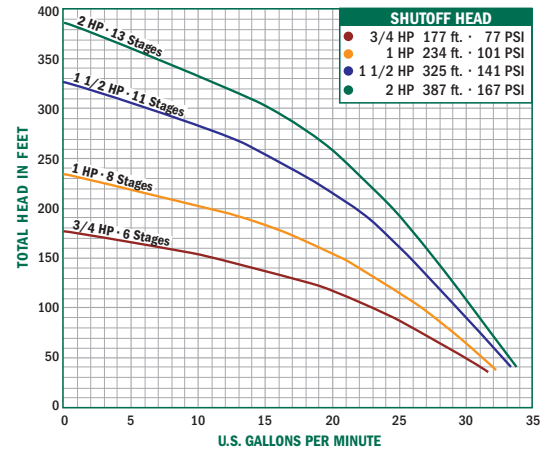
Pump Ends

Model No.	HP	Wt.
27075PHBPE	3/4	12
27100PHBPE	1	15
27150PHBPE	1 1/2	16
27200PHBPE	2	20

Specifications

Model	HP	Volts	Max. Amps	Intake	Discharge Size	A	B	C	D	Wt.
27075PHB	3/4	230/115	6.4/12.8	1 1/4"	1 1/4"	23.00	9.4	6.5	10.00	34
27100PHB	1	230/115	7.7/15.4	1 1/4"	1 1/4"	25.00	9.4	6.5	12.00	37
27150PHB	1 1/2	230/115	10.9/21.8	1 1/4"	1 1/4"	29.00	9.4	6.5	15.00	45
27200PHB	2	230	11.1	1 1/4"	1 1/4"	30.50	9.4	6.5	17.00	47

Performance Curve



M - 25 GPM - 27000MHB

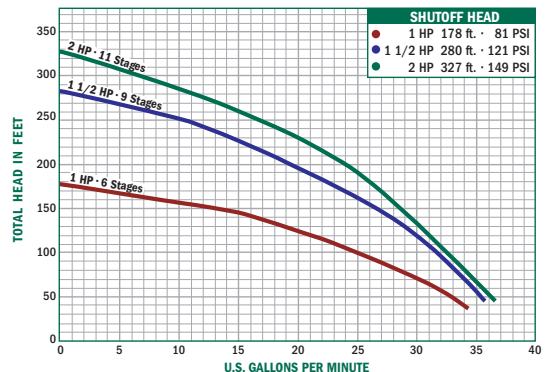
Pump Ends

Model No.	HP	Wt.
27100MHBPE	1	12
27150MHBPE	1 1/2	12
27200MHBPE	2	15

Specifications

Model	HP	Volts	Max. Amps	Intake	Discharge Size	A	B	C	D	Wt.
27100MHB	1	230/115	7.7/15.4	1 1/4"	1 1/4"	23.00	9.4	6.5	10.00	36
27150MHB	1 1/2	230/115	10.9/21.8	1 1/4"	1 1/4"	27.00	9.4	6.5	13.00	44
27200MHB	2	230	11.1	1 1/4"	1 1/4"	28.50	9.4	6.5	15.00	46

Performance Curve



NO-LEAD: The weighted average of the wetted surface of this no-lead product contacted by consumable water contains less than one quarter of one percent (0.25%) lead.



A.Y. McDonald Mfg. Co.
P.O. Box 508
Dubuque, IA 52004-0508

Toll Free: 1-800-292-2737
Fax: 1-800-832-9296
Hours: 7:00 a.m. - 5:00 p.m., CST

sales@aymcdonald.com
www.aymcdonald.com

A.Y. McDonald considers the information on this assembly drawing correct when published. Item and option availability, including specifications, are subject to change without notice.

Submitted by: