

SUBMERSIBLE SOLIDS HANDLING PUMP

Series: **6SWH-DS**

25 - 125 HP @ 1750 RPM

7.5 - 40 HP @ 1150 RPM

Discharge: 6"

Spherical solids handling: 3"



DISCHARGE

6", 125 lb, horizontal flange, slotted to accommodate 150 mm ISO flange.

LIQUID TEMPERATURE

104 °F (40 °C) continuous

VOLUTE

Cast iron ASTM A-48 class 30

MOTOR HOUSING

Cast iron ASTM A-48 class 30

SEAL PLATE

Cast iron ASTM A-48 class 30

IMPELLER

Design: enclosed dual vane with pump-out vanes on back side. Dynamically balanced.

Material: ductile iron ASTM A-536, 65-45-12.

SHAFT

416 series stainless steel

HARDWARE

300 series stainless steel

O-RINGS

Buna-N

LIFTING BAIL

300 series stainless steel

MAX. SUBMERGENCE

66 ft (20 m)

PAINT

Epoxy

DOUBLE MECHANICAL SEAL

Design: tandem, mechanical, in oil filled reservoir.

Material: inboard rotating faces, carbon; stationary faces, ceramic. Outboard rotating and stationary faces, silicon carbide. Buna-N elastomer and 300 series stainless steel hardware.

CORD ENTRY

40 ft cord, epoxy sealed housing, with secondary pressure grommet for sealing and strain relief.

BEARINGS

Upper: ball, single row and oil lubricated, for radial load.

Lower: ball, double row and oil lubricated, for radial and thrust loads.

MOTOR

NEMA three phase 208/230 & 460 V, premium efficiency, oil-filled, squirrel cage induction, inverted duty rated. Class H insulation. Requires overload protection in control panel.

MOISTURE SENSOR

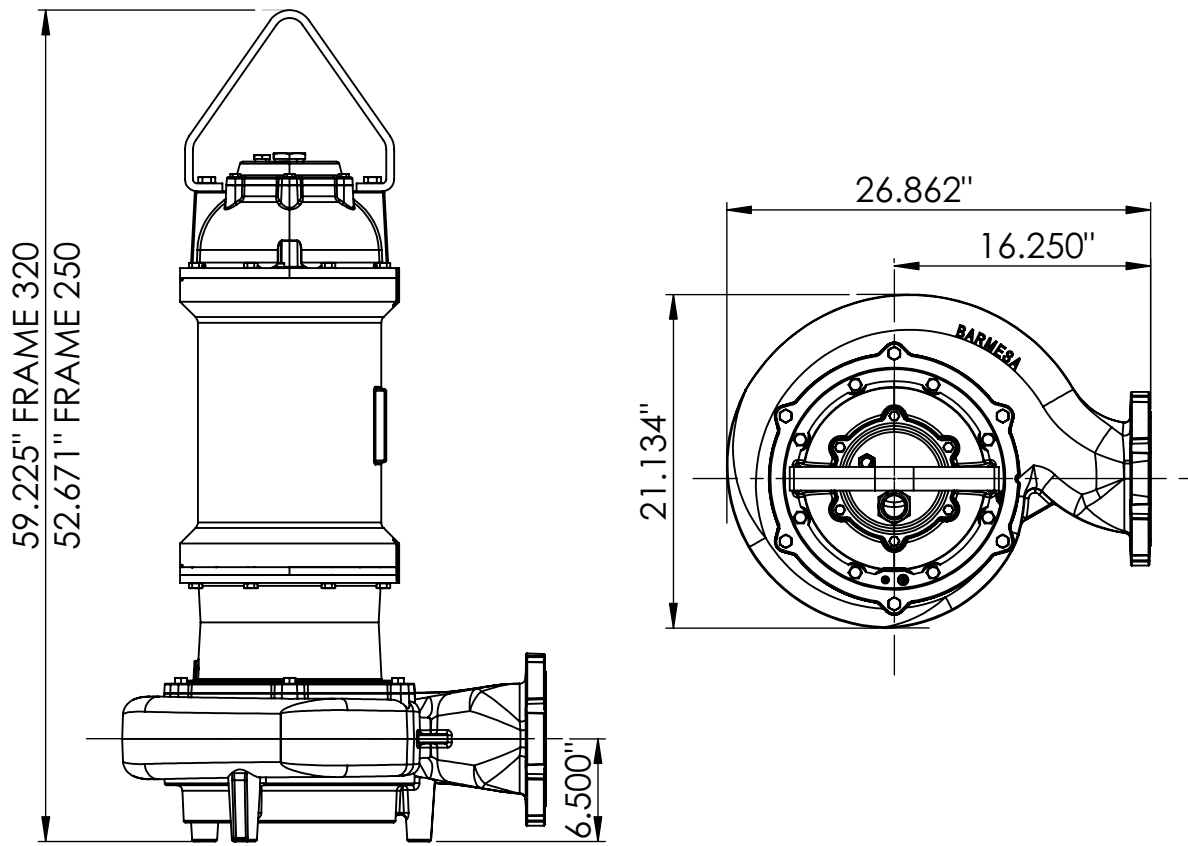
Normally open (N/O), requires relay and panel.

TEMPERATURE SENSOR

Normally closed (N/C), to be wired in series with control circuit.

OPTIONAL EQUIPMENT

Slide rail coupling, leg kit and seal material.

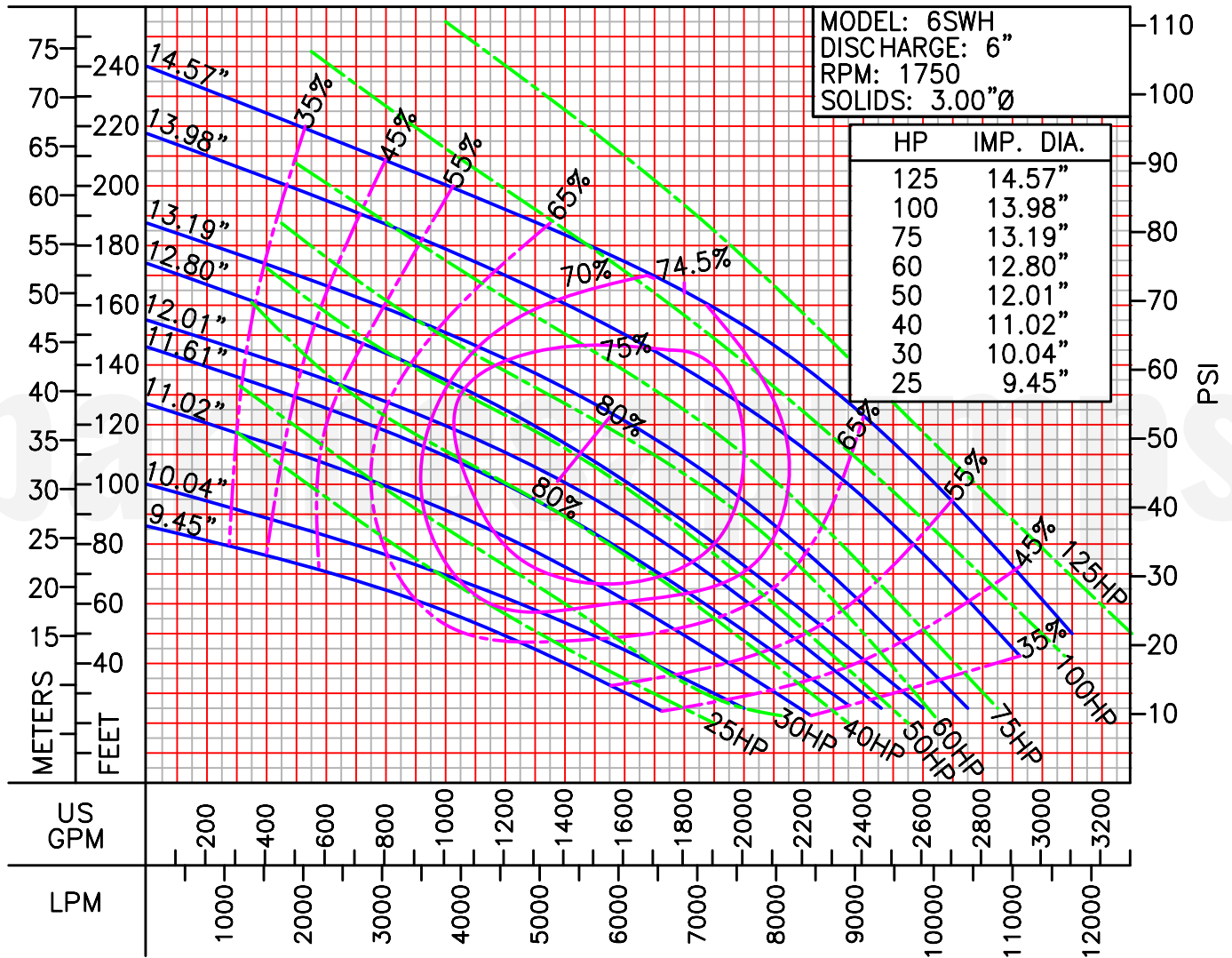


| MODEL | PART No. | HP | PH | VOLTS | RPM (nom) | NEMA START CODE | FULL LOAD AMPS | SF | AMPS SF | FRAME | POWER CORD SIZE | WEIGHT (lb) |
|--------------|----------|-----|----|---------|-----------|-----------------|----------------|------|-----------|-------|-----------------|-------------|
| 6SWH25034DS | 62172123 | 25 | 3 | 208/230 | 1750 | G | 65/59 | 1.15 | 74.8/67.8 | 250 | 2/3 | 985 |
| 6SWH25044DS | 62172124 | | | 460 | | | 29.5 | | 34 | | | |
| 6SWH30034DS | 62172125 | 30 | 3 | 208/230 | 1750 | E | 93.4/82.3 | 1.15 | 107/94 | 250 | 2/3 | 1016 |
| 6SWH30044DS | 62172126 | | | 460 | | 46.7 | 53 | | | | | |
| 6SWH40044DS | 62172127 | 40 | 3 | 460 | 1750 | E | 48 | 1.15 | 55.2 | 250 | 2/3 | 1046 |
| 6SWH50044DS | 62172128 | 50 | 3 | 460 | 1750 | F | 65 | 1.15 | 74.8 | 320 | 2/3 | 1123 |
| 6SWH60044DS | 62172129 | 60 | 3 | 460 | 1750 | E | 76.6 | 1.15 | 88.1 | 320 | 2/3 | 1156 |
| 6SWH75044DS | 62172130 | 75 | 3 | 460 | 1750 | G | 105 | 1.15 | 120.7 | 320 | 2/3 | 1191 |
| 6SWH100044DS | 62172131 | 100 | 3 | 460 | 1750 | E | 132.5 | 1.15 | 152.4 | 320 | 2/3 | 1226 |
| 6SWH125044DS | 62172132 | 125 | 3 | 460 | 1750 | F | 164.3 | 1.15 | 189 | 320 | 2/3 | 1263 |
| 6SWH7536DS | 62172133 | 7.5 | 3 | 208/230 | 1150 | J | 22/20 | 1.15 | 23 | 250 | 10/4 | 798 |
| 6SWH7546DS | 62172134 | | | 460 | | | 10 | | 11.5 | | | |
| 6SWH10036DS | 62172135 | 10 | 3 | 208/230 | 1150 | E | 29/27 | 1.15 | 37/33 | 250 | 10/4 | 815 |
| 6SWH10046DS | 62172136 | | | 460 | | | 13.5 | | 18.4 | | | |
| 6SWH15036DS | 62172137 | 15 | 3 | 208/230 | 1150 | H | 47/43 | 1.15 | 54/49.4 | 250 | 2/3 | 840 |
| 6SWH15046DS | 62172138 | | | 460 | | | 21.5 | | 24.7 | | | |
| 6SWH20036DS | 62172139 | 20 | 3 | 208/230 | 1150 | E | 44.3/49.2 | 1.15 | 51/56.6 | 250 | 2/3 | 865 |
| 6SWH20046DS | 62172140 | | | 460 | | | 24.6 | | 28.3 | | | |
| 6SWH25036DS | 62172141 | 25 | 3 | 208/230 | 1150 | G | 72.9/68.7 | 1.15 | 83.8/66.6 | 320 | 2/3 | 955 |
| 6SWH25046DS | 62172142 | | | 460 | | | 36.4 | | 41.80 | | | |
| 6SWH30036DS | 62172143 | 30 | 3 | 208/230 | 1150 | E | 88/80 | 1.15 | 101/92 | 320 | 2/3 | 983 |
| 6SWH30046DS | 62172144 | | | 460 | | | 44 | | 50.6 | | | |
| 6SWH40046DS | 62172146 | 40 | 3 | 460 | 1150 | E | 107 | 1.15 | 123 | 320 | 2/3 | 1013 |

Note: Seal moisture and temperature sensor cord in all models size 18/5.

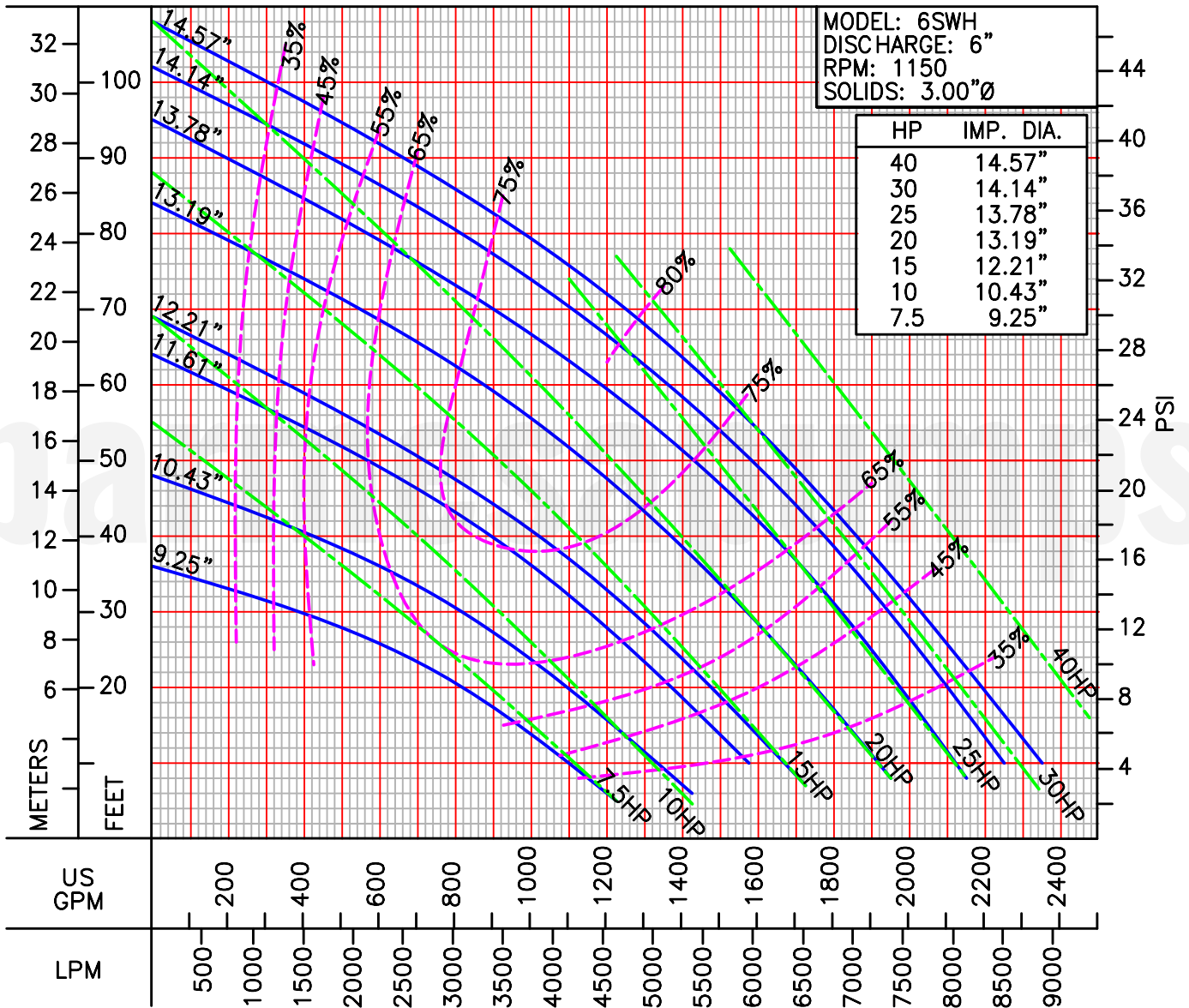
IMPORTANT!

1. Never use this pump to handle explosive liquids.
2. This pump is not approved to be used in swimming pools, recreational installations or any application where human contact may be common.
3. Moisture and temperature sensors must be connected to validate the warranty.
4. This pump is not appropriate for those applications specified as class 1 division 1 hazardous locations.



LIQUID: WATER
SPECIFIC GRAVITY: 1.00

TEMPERATURE: 70° F (21° C)
MAXIMUM DIA. SOLIDS: 3.00"Ø



LIQUID: WATER
SPECIFIC GRAVITY: 1.00

TEMPERATURE: 70° F (21° C)
MAXIMUM DIA. SOLIDS: 3.00"Ø