

YOUR NEW CONTROL BOX IS ACTUALLY A DRIVE



CONSTANT PRESSURE
FOR 3-WIRE SYSTEMS UP TO 2 HP
NEMA 3R ENCLOSURE



MonoDrive UTILITY

FEATURES & BENEFITS

SIMPLE INSTALLATION

Easy-to-install drive; most applications require the simple flip of one switch, saving significant time during installation.

MOTOR PROTECTION

The features proven by Pumptec, now offered in a basic VFD.

MULTIPLE APPLICATIONS

Ideal for new construction and retrofitting or optimizing an existing 3-wire pumping system.

SIMPLIFIED INVENTORY

Replaces the need for multiple control boxes, a pressure switch, and a larger pressure tank.

COST EFFECTIVE

Provides total system cost at or below standard installations with pump flows of 10 gpm and greater.

★ INDUSTRY EXPERTISE

Manufactured specifically for water pumping applications by a pump manufacturer, incorporating Franklin Electric's more than 14 years of drive engineering expertise into its design.

★ FULLY SUPPORTED

Comes fully supported by the industry's leading Technical Support professionals and Field Service Engineers.

★ = Unique to the Franklin Electric Experience

Franklin Electric's MonoDrive Utility™ Variable Frequency Drive provides an easy-to-install 3-wire constant pressure solution for 230 V submersible pumping systems up to 2 hp in a NEMA 3R enclosure. Requiring only a small pressure tank, it offers a more compact overall footprint compared to traditional water systems, while providing the added value of constant water pressure and built-in motor protection. One MonoDrive Utility replaces up to nine control box configurations, simplifying inventory requirements while providing a more desirable value for the end user.

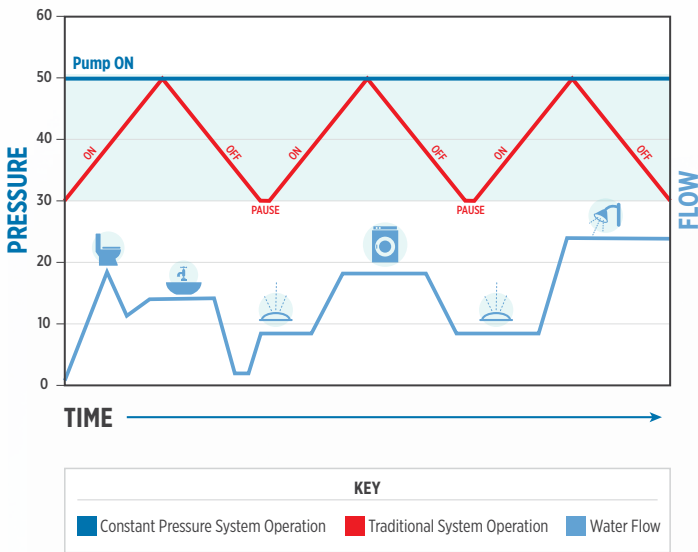


CONSTANT PRESSURE vs TRADITIONAL SYSTEMS

PRESSURE & FLOW COMPARISON

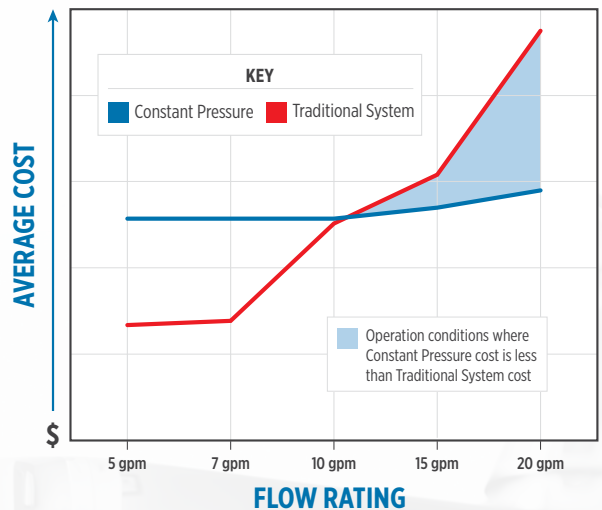
MONODRIVE UTILITY puts the pump on cruise control by providing water pressure regardless of demand.

TRADITIONAL systems use a single-speed motor and pump to move water. As demand increases, the pump speed stays the same, causing pressure fluctuation and weak flow.



SYSTEM COST COMPARISON

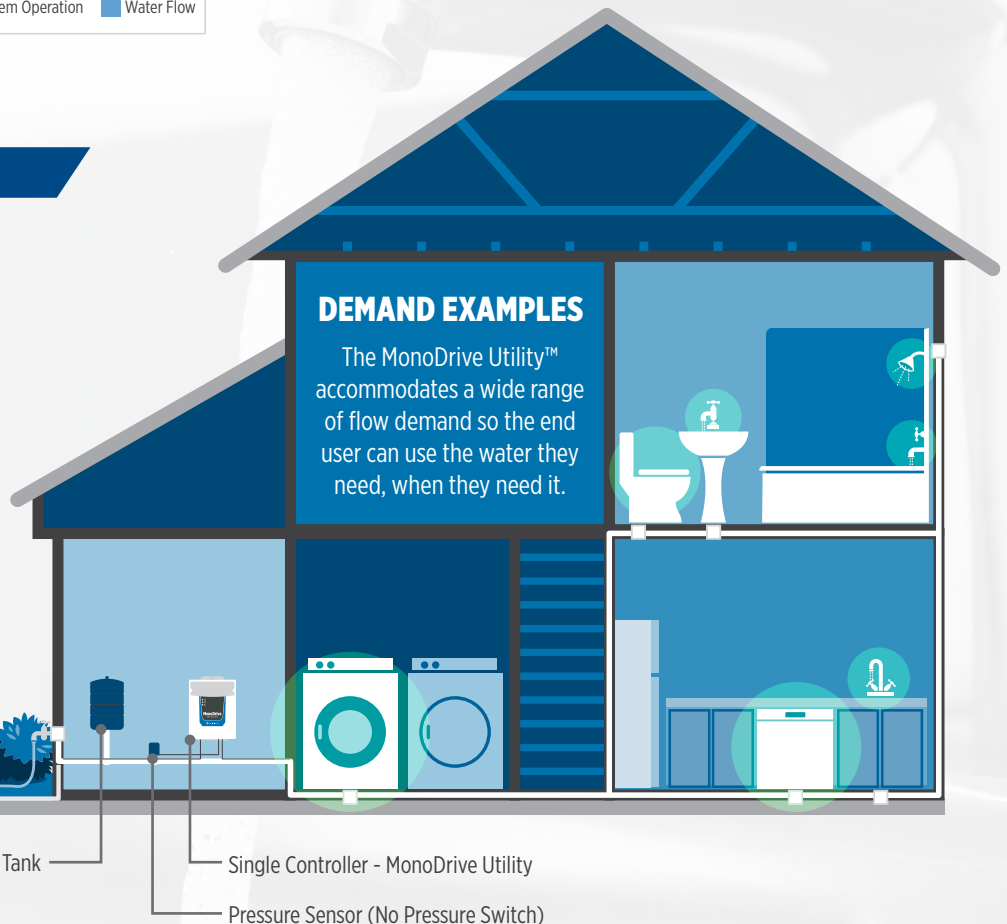
The graph below compares the average costs of components for constant pressure and traditional water systems. For systems with higher flow rates, MonoDrive Utility can be a cost effective solution.



APPLICATION OPPORTUNITIES

Maximize your profit on installations and suggest the MonoDrive Utility for:

- Homeowners experiencing fluctuations in water pressure
- Maintenance calls for pump and motor work
- Applications where a pressure tank, switch and control box needs to be replaced
- New single-family residences requiring low demand



MonoDrive UTILITY

COMPARISON



		CONTROLS		PROTECTION			VARIABLE FREQUENCY DRIVES (VFD)	
		Control Box	QD Pumptec	Pumptec	Pumptec Plus	SubDrive Utility	MONODRIVE UTILITY	
CONSTANT PRESSURE						✓	✓	
PROTECTION & FEATURES	Protection	Rating	NEMA 3R	N/A	NEMA 3R	NEMA 3R	NEMA 3R	NEMA 3R
		Underload		✓	✓	✓	✓	✓
		Under/Over Voltage		✓	✓	✓	✓	✓
		Rapid Cycle			✓	✓		Soft Start
		Overload/Locked Pump		✓	✓	✓	✓	✓
		Open/Short Circuit					✓	✓
	Input/Output/Control	Pressure Sensor (Hobbs)					✓	✓
		Pressure Transducer (4-20mA)					✓	✓
		Broken Pipe					✓	✓
		Pressure Sensor Error					✓	✓
	Start/Run Circuits	✓	✓	✓	✓	✓	✓	
SUBMERSIBLE MOTORS	1-Phase 2-Wire	115V	1/3 hp - 1/2 hp		✓		✓	
		230 V	1/3 hp - 1.5 hp		✓	✓	✓	
	1-Phase 3-Wire	115 V	1/3 hp - 1/2 hp	✓	✓	✓		
		230 V	1/3 hp	✓	✓	✓	✓	
			1/2 hp - 1 hp	✓	✓	✓	✓	✓
			1.5 hp	✓			✓	✓
			2 hp	✓			✓	✓
			3 hp - 5 hp	✓			✓	
5 hp - 15 hp	✓							
SURFACE PUMPS	1-Phase 2-Wire	115 V	1/3 hp - 1 hp				✓	
		230 V	1/3 hp - 2 hp				✓	

