


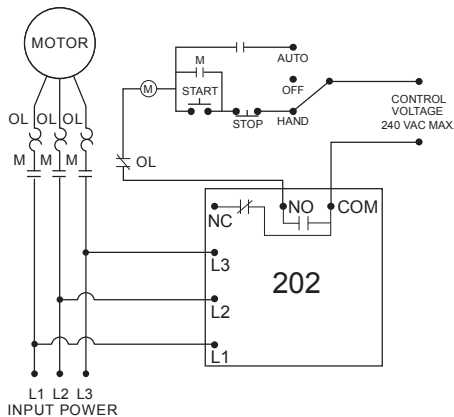
202 SERIES

3-Phase Voltage/Phase Monitor

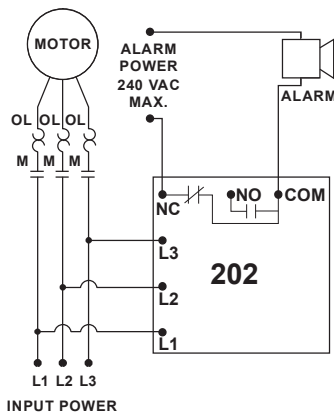


Wiring Diagram

202 WITH MOTOR CONTROL



202 WITH ALARM CIRCUIT



Description

The 202 Series is a 3-phase, auto-ranging, dual-range voltage monitor that protects 190-480VAC, 50*/60Hz motors regardless of size. The 202-RP (and the 202-575-RP for 475-600VAC) monitors the phase rotation of 3-phase systems and trips on reverse-phase only. Critical applications include fan motors, scroll compressors, grinders, conveyor systems, elevators and escalators. Both products provide a user selectable nominal voltage setpoint and automatically select between the 200V and 400V range.

This unique microcontroller-based voltage and phase-sensing device constantly monitors the 3-phase voltages to detect harmful power line conditions. When a harmful condition is detected, the MotorSaver's output relay is deactivated after a specified trip delay. The output relay reactivates after power line conditions return to acceptable levels for a specified amount of restart delay time (or a manual reset). The 202 Series includes advanced single LED diagnostics. Five different light patterns distinguish between faults and normal conditions. The status light turns green and the relay is activated when rotation is correct.

Features & Benefits

FEATURES	BENEFITS
Compact, quick mounting design	1-screw mounting saves time and space. Small footprint ideal for assembly into panels.
Proprietary microcontroller based circuitry	Constant monitoring of single-phase, low voltage, high voltage, voltage unbalance, phase reversal, harmful power line conditions.
Auto-sensing wide voltage range (202 & 202-RP)	Automatically senses system voltage between 90 - 480VAC. Saves setup time.
Advanced LED diagnostics	Quick visual indicator for cause of trip. LED indications include: normal operation, restart delay, reverse-phase trip, fault
Adjustable trip delay (202)	Prevent nuisance tripping due to rapidly fluctuating power line conditions.

Ordering Information

MODEL	LINE VOLTAGE	DESCRIPTION
202	190-480VAC	Standard protection with low/high voltage trip, voltage unbalance
202-RP	190-480VAC	Trips on reverse-phase only
202-575-RP	475-600VAC	Designed for higher voltage systems and trips on reverse-phase only

For dimensional drawing see: Appendix, page 509, Figure 7.

202 SERIES

Specifications

Frequency	50*/60Hz
Functional Characteristics	
Phase Sequence	ABC
Low Voltage (% of setpoint)	
Trip	90%
Reset	93%
High Voltage (% of setpoint)	
Trip	110%
Reset	107%
Voltage Unbalance (NEMA)	
Trip	6%
Reset	4.5%
Trip Delay Time	
High and Low Voltage	4 seconds
Unbalance & Phasing Faults	2 seconds
Restart Delay Time	
After a Fault	Manual, 2-300 seconds adj.
After a Complete Power Loss	Manual, 2-300 seconds adj.

Output Characteristics

Output Contact Rating (SPDT)

Pilot Duty 480VA @ 240VAC

General Purpose 10A @ 240VAC

General Characteristics

Temperature Range

-40° to 70°C (-40° to 158°F)

Trip & Reset Accuracy

±1%

Repeatability

±0.5%

Maximum Input Power

5 W

Relative Humidity

95%, non-condensing

Transient Protection

IEC 61000-4-5, ±4kV

Hi-potential Test

Meets UL508
(2x rated V+1000V for 1 minute)

Termination

0.25" male quick connect

Safety Marks

UL Recognized

UL508 (File #E68520)

Dimensions

H 63.5 mm (2.5"); **W** 63.5 mm (2.5");

D 35.56 mm (1.4")

0.5 lb. (8 oz., 226.8 g)

Weight

Mounting Method

1/4" socket head cap screw
(customer supplied)

*Note: 50Hz will increase all delay timers by 20%. CE Pending