



MYERS[®] MEOSP50 SUBMERSIBLE EFFLUENT PUMP

MEOSP50

Submersible Effluent Pump

Applications

- Septic Tank Effluent
- Flood Control Units
- Industrial Circulators
- Elevator Pits
- Basement Sumps



The Myers MEOSP50 submersible pump is specifically designed to meet the demands of residential sump, elevator pit, septic tank effluent, industrial circulator and transfer tank applications.

The 1-1/2 inch NPT discharge pump is available with a powerful 1/2 horsepower motor, in both automatic and manual configurations, and can handle capacities up to 60 gallons per minute and heads to 25 feet.

The MEOSP50 features a heavy-duty cast iron construction that provides durability in rugged applications, as well as assisting in dissipating heat from the motor, for cooler operation. The pump's impeller, which is threaded to a stainless steel shaft, provides long life even in demanding applications, and is capable of handling up to 5/8 inch spherical solids and lint.

The MEOSP50's oil-filled motor provides superior cooling characteristics, allowing the motor to run cool and quiet for years. This oil-filled design also provides permanent lubrication of the shaft bearings, minimizing maintenance and extending the service life of the pump. In addition, to protect against overheating, the motor windings contain an automatic reset thermal overload.

Automatic models feature the exclusive Myers diaphragm pressure switch, which provides proven reliability in installations where a float might hang up. It also incorporates a unique "piggyback" plug arrangement, which allows for simple conversion to manual operation by simply removing the switch plug and inserting the motor plug directly into the electrical outlet. This feature provides an easy way of periodically cycling the pump to ensure it is operating properly.

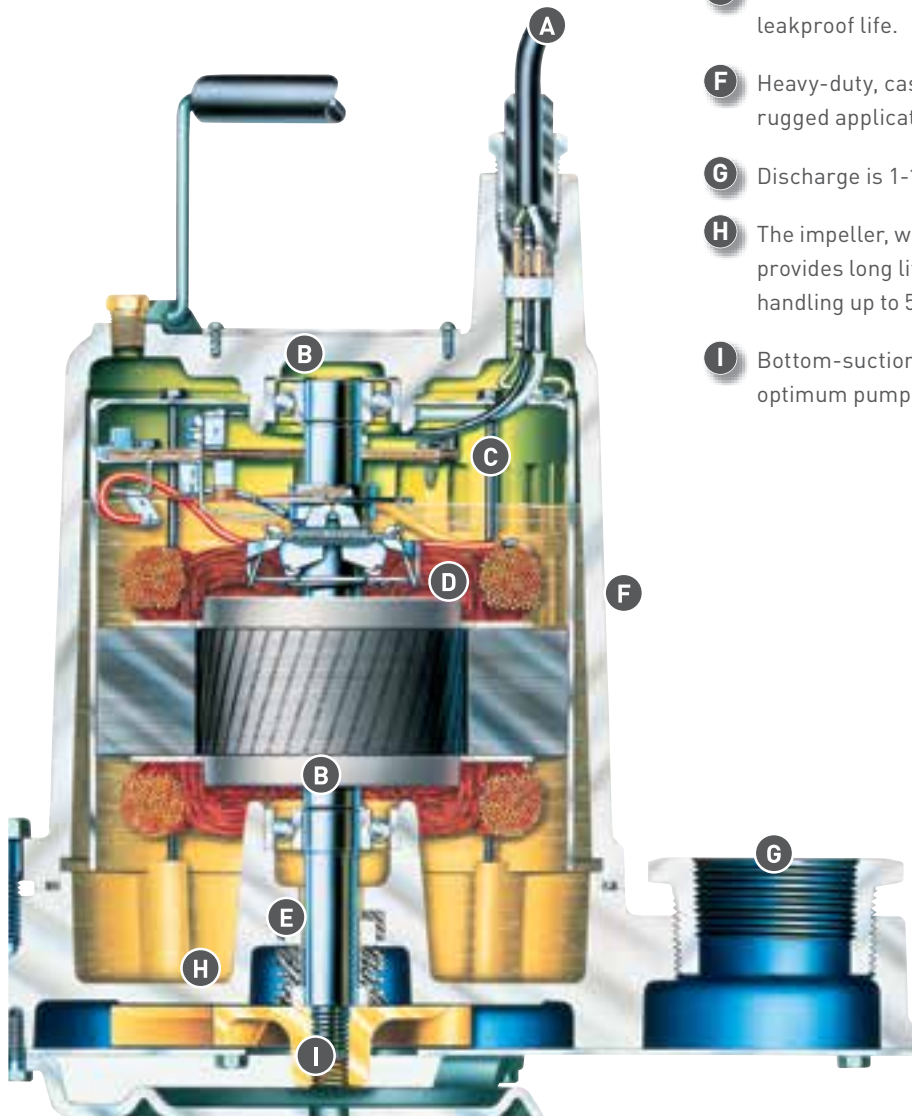
Piggyback Switch Plug



MEOSP50

The MEOSP50 is a completely submersible pump for use in basement sump, elevator pit, septic tank effluent, industrial circulator, and transfer tank applications.

Automatic models feature the exclusive Myers diaphragm pressure switch with "piggyback" plug-in arrangement, which provides proven reliability in installations where a float might hang up. Switch is easily serviced and may be easily disconnected to operate pump manually.



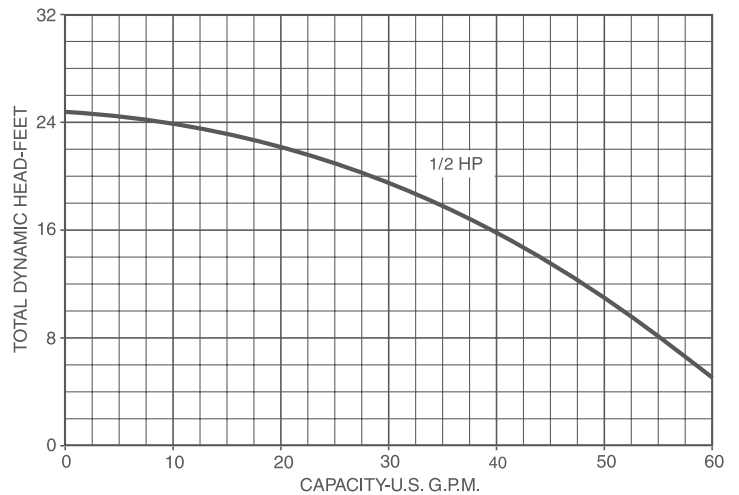
- A** Water-resistant power cord with molded plug is available in 10 or 20 foot lengths, and is easily field serviceable.
- B** Upper and lower ball bearings support motor shaft, minimizing the effects of impeller thrust loads. This design results in minimum friction and perfect alignment of rotor, for longer service from pump.
- C** Oil-filled motor provides superior cooling and permanent lubrication of bearings, minimizing maintenance and extending service life.
- D** Powerful 1/2 HP motor runs cool and quiet for long life. Motor windings contain automatic-reset, thermal overload protection.
- E** Mechanical shaft seal is carbon- and ceramic-faced for long, leakproof life.
- F** Heavy-duty, cast iron construction provides long life in rugged applications.
- G** Discharge is 1-1/2 inch NPT.
- H** The impeller, which is threaded to a stainless steel shaft, provides long life in corrosive applications, and is capable of handling up to 5/8 inch spherical solids and lint.
- I** Bottom-suction design alleviates buildup of debris, providing optimum pump performance and reduced maintenance.

MEOSP50


PUMP CHARACTERISTICS

Pump/Motor Unit	Submersible	
Manual Models	MEOSP50MI	MEOSP50M2
Automatic Models	MEOSP50AI	MEOSP50A2
Horsepower	1/2	
Full Load Amps	9.5	5.2
Motor Type	Split Phase	
R.P.M.	1750	
Phase Ø	1	
Voltage	115	230
Hertz	60	
Intermittent Liquid Temperature	140°F	
NEMA Design	B	
Insulation	Class F	
Discharge Size	1-1/2" NPT	
Solids Handling	5/8"	
Unit Weight	50 lbs.	
Power Cord	16/3, SJTW, SJT00W 10' std. (20 opt.)	16/3, SJT00W 20' std.

PERFORMANCE DATA



DIMENSIONAL DATA



MATERIALS OF CONSTRUCTION

Handle	Steel
Lubricating Oil	Dielectric Oil
Motor Housing	Cast Iron
Pump Casing	Cast Iron
Shaft	Stainless Steel
Mechanical Shaft Seal	Seal Faces: Carbon/Ceramic Spring: Stainless Steel Bellows: Buna-N
Impeller	Composite Impeller (Bronze - Optional)
Upper Bearing	Single Row Ball Bearing
Lower Bearing	Single Row Ball Bearing
Base	Cast Iron
Fasteners	Stainless Steel

All dimensions in inches. Metric for international use. Component dimensions may vary ± 1/8 inch. Dimensional data not for construction purpose unless certified. Dimensions and weights are approximate. On/Off level adjustable.



USA
293 WRIGHT STREET, DELAVAN, WI 53115 WWW.FEMYERS.COM
PH: 888-987-8677 ORDERS FAX: 800-426-9446

CANADA
490 PINEBUSH ROAD, UNIT 4, CAMBRIDGE, ONTARIO, N1T 0A5
PH: 519-896-2163 ORDERS FAX: 519-896-6337

Because we are continuously improving our products and services, Pentair reserves the right to change specifications without prior notice.