

Panel Wiring Diagram

Model DAX2 PT RO CS SA



Orenco Systems[®]
Incorporated

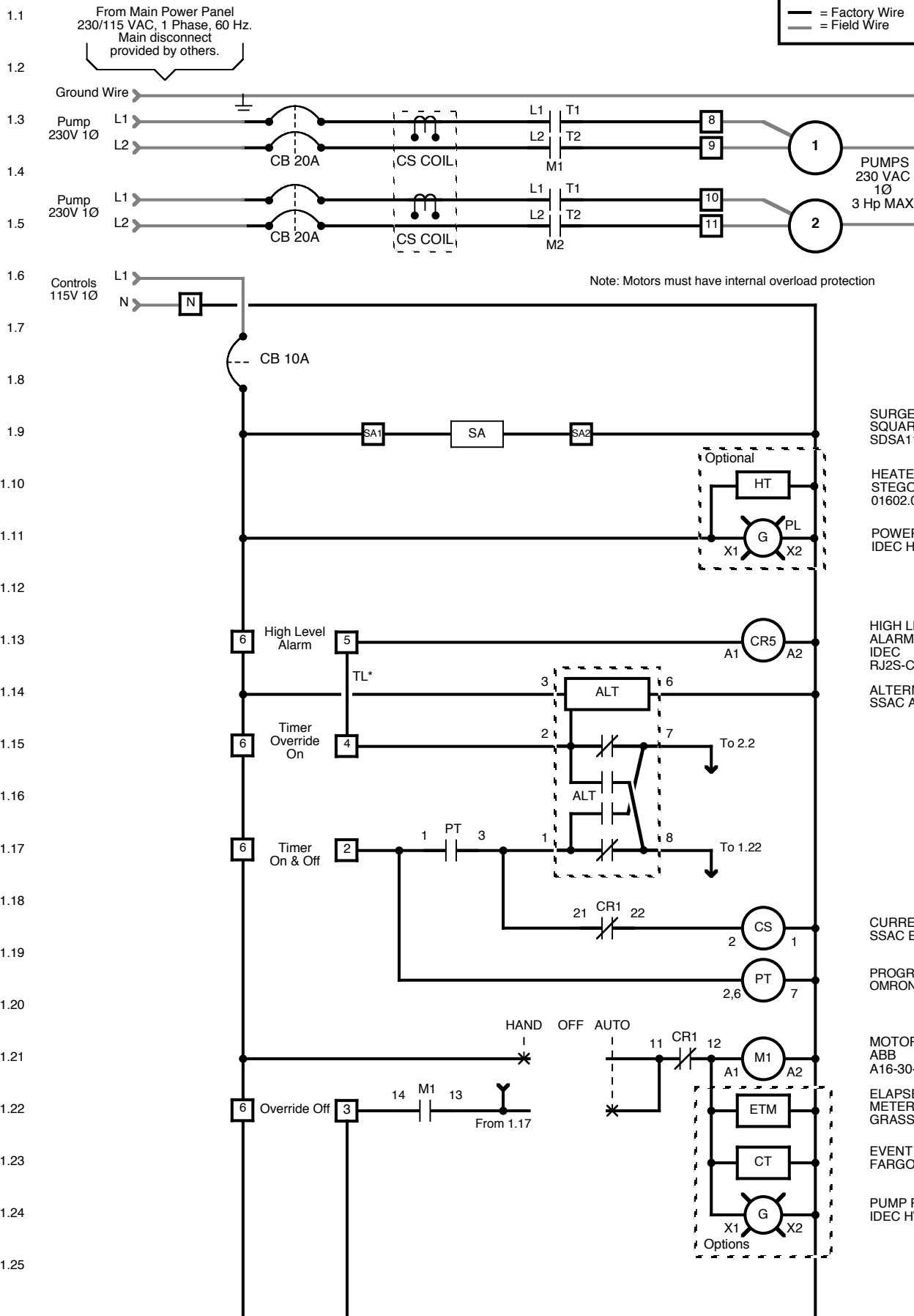
814 AIRWAY AVENUE
SUTHERLIN, OREGON
97479

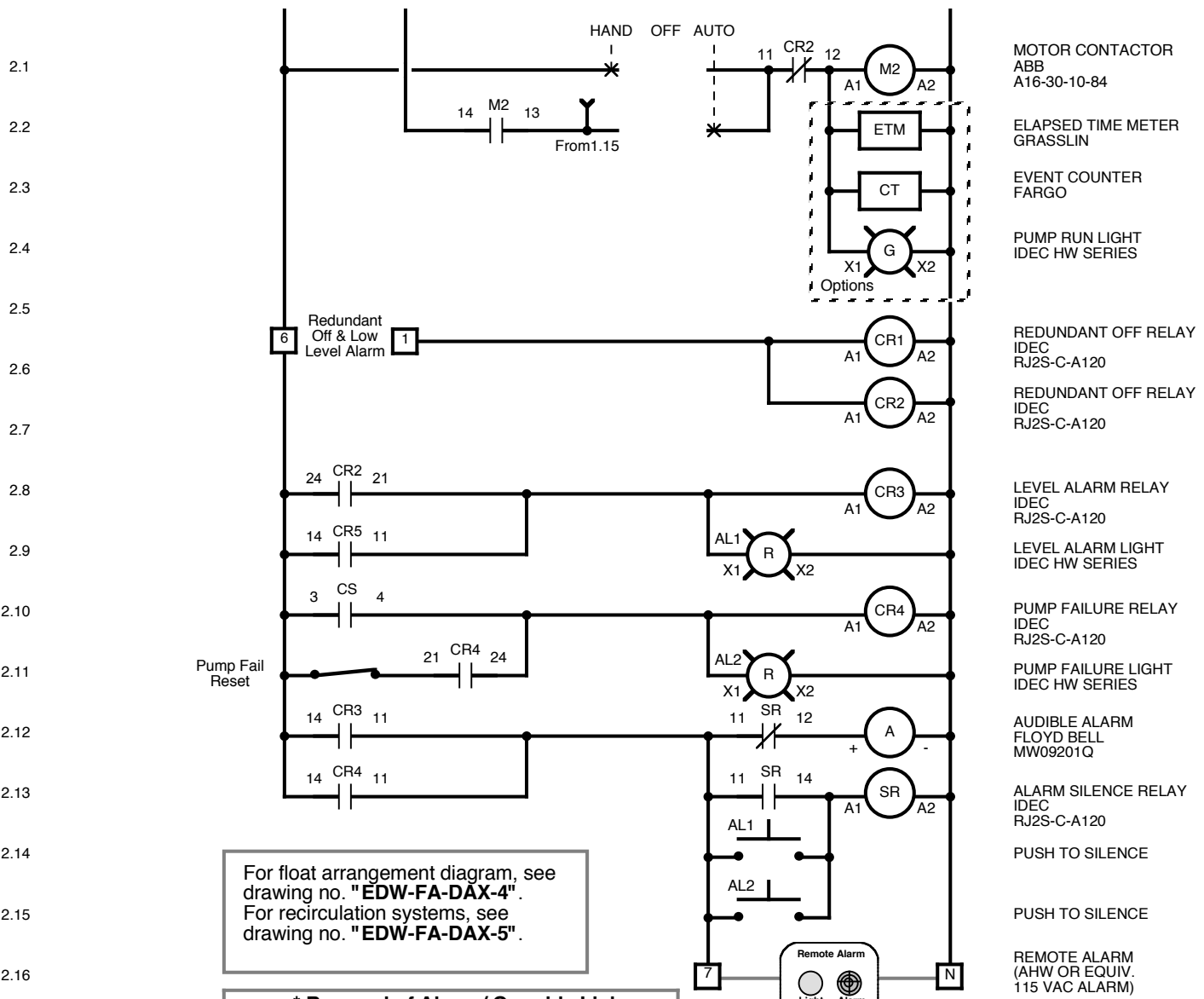
TOLL FREE:
(800) 348-9843

TELEPHONE:
(541) 459-4449

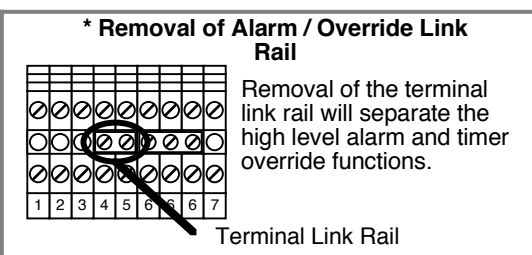
FACSIMILE:
(541) 459-2884

WEB SITE:
www.orenco.com





For float arrangement diagram, see drawing no. "EDW-FA-DAX-4".
For recirculation systems, see drawing no. "EDW-FA-DAX-5".



DUPLEX OPERATION

- 2.22 **High Level Alarm:** This float activates the alarm light and audible alarm when lifted. The audible alarm may be silenced by pressing the illuminated PUSH TO SILENCE button on the front of the control panel. The alarm light will remain on until the float is lowered.
- 2.23 **Timer Override On:** This float turns on the lag pump when lifted.
- 2.24 **Timer Override Off:** When lowered, this float turns off any pump(s) which were started by the Timer Override On float.
- 2.25 **Timer On & Off:** This float turns off the programmable timer when lowered. When this float is lifted the timer will be restarted. Note: The timer will start with its off cycle.
- 2.26 **Redundant Off & Low Level Alarm:** This float turns off the pump(s) when lowered. This float is a secondary off float which will operate if the Timer On & Off float fails. Pumping will be disabled in both the automatic and manual modes. This float also activates the alarm light and audible alarm. The audible alarm may be silenced by pressing the illuminated PUSH TO SILENCE button on the front of the control panel. The alarm light will remain on until the float is lifted.
- 2.27 **Programmable Timer:** The timer turns the lead pump on and off in a pre-set cycle. Note: The timer will start with its off cycle.
- 2.28 **Current Sensor Pump Fail Alarm:** If a pump fails to come on, this sensor activates the pump fail alarm light and audible alarm. The audible alarm may be silenced by pressing the illuminated PUSH TO SILENCE button on the front of the control panel. The alarm light will remain on until the condition is corrected and the pump fail alarm reset switch is operated.