



Oreco Systems[®]
Incorporated

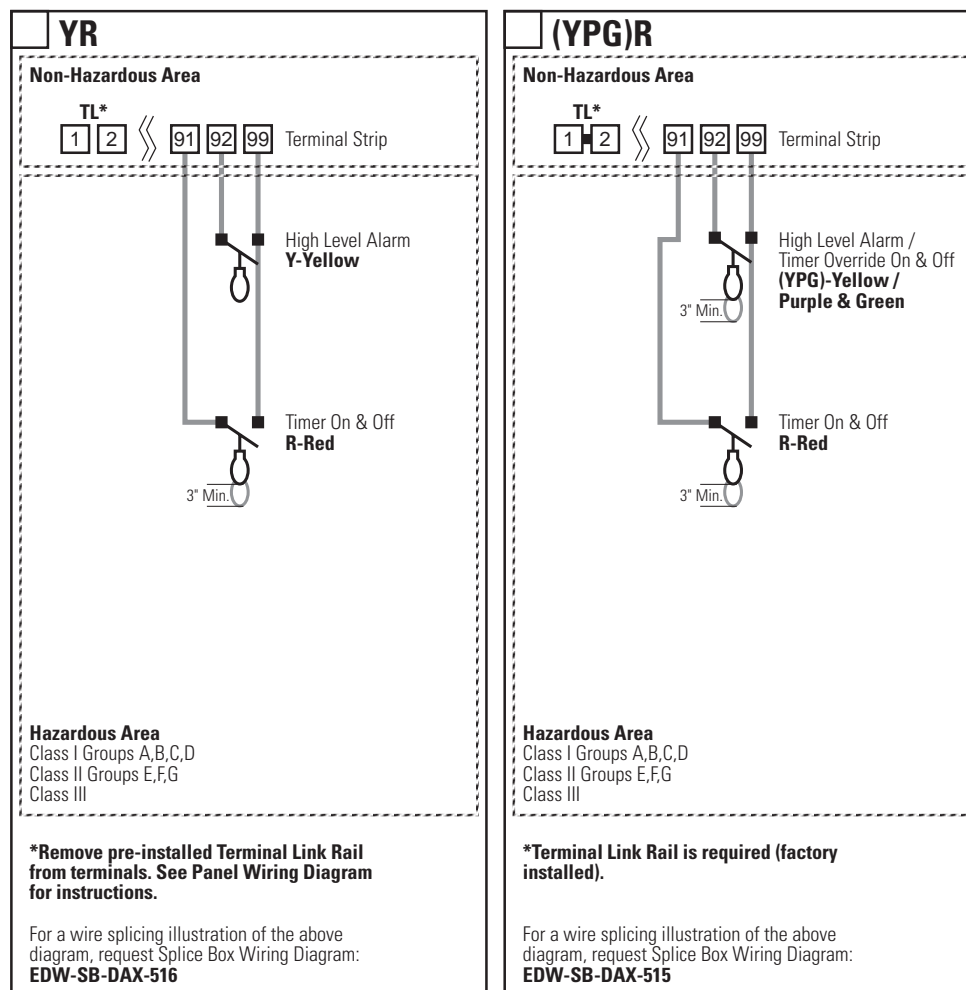
814 AIRWAY AVENUE
SUTHERLIN, OREGON
97479-9012

TELEPHONE:
(541) 459-4449


FACSIMILE:
(541) 459-2884


Float Arrangement Diagram


Check the appropriate box for the float function (color code) used in your system.



Float Types

- 

Typical Oreco float model: A
Specs: contact - normally open differential - no minimum power rating - signal
- 

Typical Oreco float model: G
Specs: contact - normally open differential - 3" min. power rating - signal
- 

Typical Oreco float model: T
Specs: contact - normally closed differential - no minimum power rating - signal

Floats or equivalent devices must be purely resistive and non-energy storing

Notes:

Install in accordance with Art. 504 of the National Electric Code

Maximum cable length from panel to float is 2,000 ft.

Control Panel Series

DAX IR1 PT

Drawing No.

EDW-FA-DAX-503

EDW-FA-DAX-503
Rev 3.0 © 01/01/08