



Oreco Systems<sup>®</sup>  
Incorporated

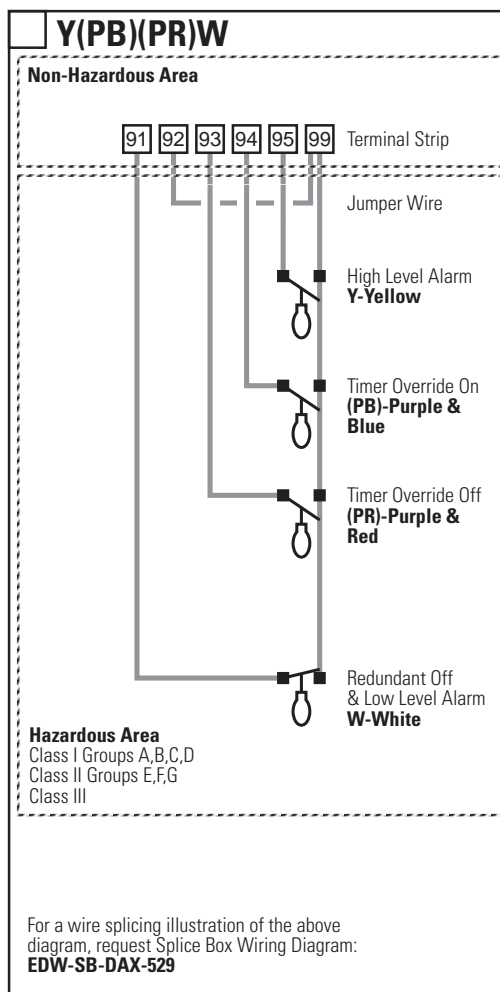
814 AIRWAY AVENUE  
SUTHERLIN, OREGON  
97479-9012

TELEPHONE:  
(541) 459-4449


FACSIMILE:  
(541) 459-2884


# Float Arrangement Diagram


Check the appropriate box for the float function (color code) used in your system.



## Float Types

 **Typical Oreco float model: A**  
**Specs:** contact - normally open differential - no minimum power rating - signal

 **Typical Oreco float model: G**  
**Specs:** contact - normally open differential - 3" min. power rating - signal

 **Typical Oreco float model: T**  
**Specs:** contact - normally closed differential - no minimum power rating - signal

Floats or equivalent devices must be purely resistive and non-energy storing

## Notes:

Install in accordance with Art. 504 of the National Electric Code

Maximum cable length from panel to float is 2,000 ft.

Control Panel Series

**DAX IR3 PT RO**

For use in recirculating systems.

Drawing No.

**EDW-FA-DAX-518**

EDW-FA-S-518  
Rev 3.0 ©01/01/08