

MVP-S PT RO Operation



Oreco Systems®
Incorporated

814 AIRWAY AVENUE
SUTHERLIN, OREGON
97479-9012

TELEPHONE:
(541) 459-4449

FACSIMILE:
(541) 459-2884

Oreco's Most Versatile Panel (MVP) line of control panels includes an easy-to-use programmable logic unit that incorporates many timing and logic functions. The units have built in screens which show the time and date, digital input status, digital output status, analog input status (3 screens), analog output status, memory flag status and an ESC + Cursor key status. (The analog input status, analog output status, memory flag status and ESC + Cursor key status screens are not used in this application.) Additionally, the following system data screens have been included in your panel:

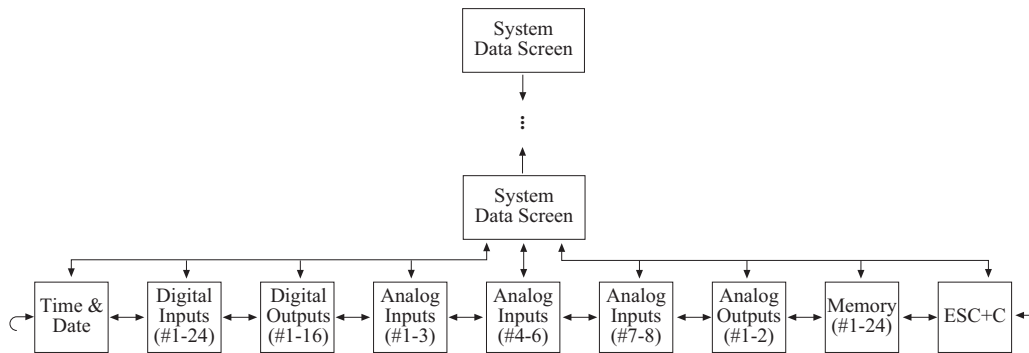
System Data Screens:

1. Pump Cycl CT & ETM
2. High Lvl CT & Override CT
3. Low Lvl CT & Timer Flt CT
4. Power Faults & Operating Hr

Description:

- Pump cycle counter at top of screen and pump run time in minutes beneath
High level alarm counter at top of screen and override cycle counter beneath
Low level alarm counter at top of screen and timer float counter beneath
Power fault counter at top of screen and operating hours beneath

To move between screens, use the four arrow keys. The screens are accessed as shown below:



Digital Input and Digital Output Screens: The unit will activate various inputs and outputs as it operates (please refer to the Liquid Crystal Display screens shown below). Knowing what conditions cause the inputs and outputs to activate can be a helpful installation and troubleshooting tool. The following inputs and outputs have been used with your control panel:

Digital Input Functions:

1. Redundant Off & Low Level Alarm Float
2. Timer On & Off Float
3. Override Timer On & Off Float
4. High Level Alarm Float
5. Push To Silence

Activation Conditions:

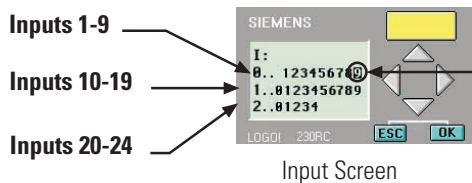
- Float in up position
- Float in up position
- Float in up position
- Float in up position
- Pushbutton is pressed

Digital Output Functions:

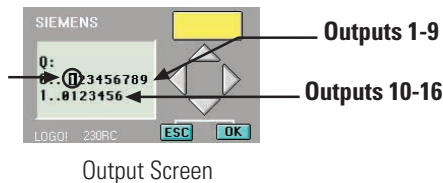
1. Pump
2. Level Alarm Light
3. Audible Alarm
4. General Alarm

Activation Conditions:

- Pump is activated
- Level Alarm Light is activated
- Audible Alarm is activated
- Alarm condition exists



Activated Input/Output



Your control panel can perform the float functions listed below. Depending on the number of floats for your application, some functions may be omitted or combined.

High Level Alarm: This float activates the alarm light (steady) and audible alarm when lifted for longer than the high level alarm delay. The audible alarm may be silenced by pressing the illuminated PUSH TO SILENCE button on the front of the control panel. The alarm light (steady) will remain on until the float is lowered, and the audible alarm will reactivate in 12 hours if condition is not corrected.

Override Timer On & Off: This float activates the override timer function when lifted for more than two seconds. This timer function controls the pump cycles during high flow conditions. The override timer function will remain active until at least the set minimum number of override cycles have been completed and the float has lowered. When the override timer function has been completed, normal timer operation will resume.

Timer On & Off: This float activates the timer function when lifted. The timer will be activated while the float is up and will be deactivated 30 seconds after the float is lowered. This timer function controls the pump cycles during normal flow conditions. Note: The timer will start with its off cycle.

Redundant Off & Low Level Alarm: This float turns off the pump when lowered for more than two seconds. This float is a secondary off float which will operate if the Timer On & Off float fails. Pumping will be disabled in both the automatic and manual modes. This float also activates the alarm light (flashing) and audible alarm. The audible alarm may be silenced by pressing the illuminated PUSH TO SILENCE button on the front of the control panel. The alarm light will remain flashing until the float is lifted, and the audible alarm will reactivate in 12 hours if condition is not corrected.