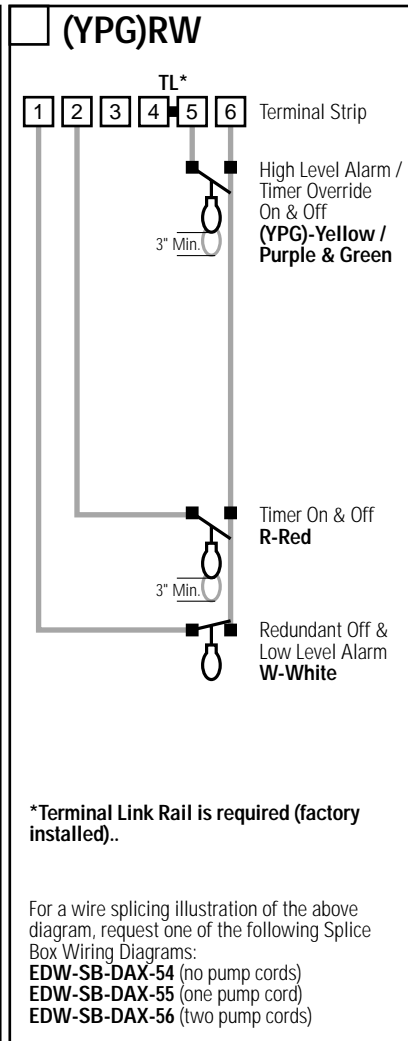
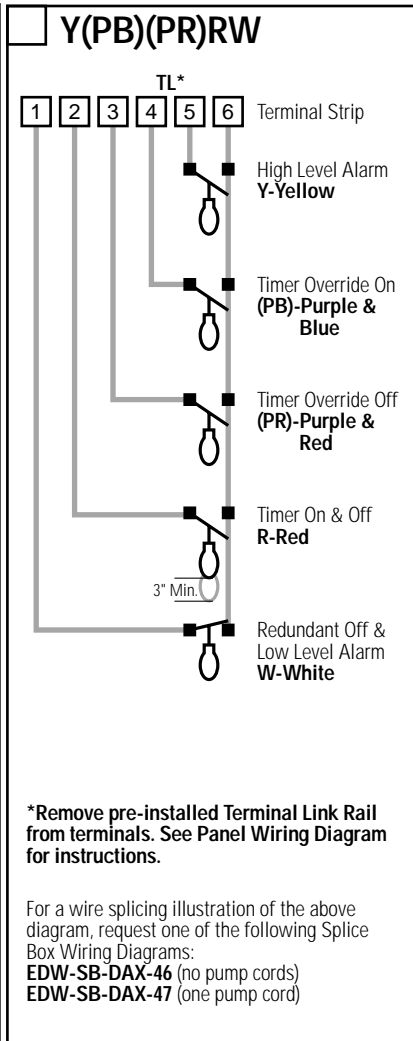
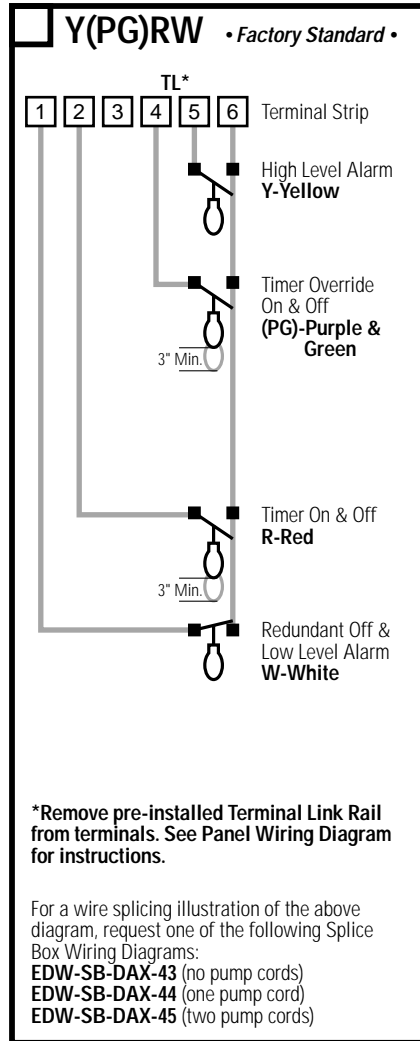


Float Arrangement Diagram



Oreco Systems®
Incorporated

Check the appropriate box for the float function (color code) used in your system.



Float Types

Typical OSI float model: A
Specs: contact - normally open differential - no minimum power rating - signal
Possible substitutions: B,C,D

Typical OSI float model: B
Specs: contact - normally open differential - 3" min. power rating - signal
Possible substitutions: C,D

Typical OSI float model: T
Specs: contact - normally closed differential - no minimum power rating - signal

814 AIRWAY AVENUE
SUTHERLIN, OREGON
97479-9012

TELEPHONE:
(541) 459-4449

FACSIMILE:
(541) 459-2884

Control Panel Series

DAX PT RO

Drawing No.

EDW-FA-DAX-4

EDW-FA-DAX-4
Rev 2.1 ©12/17/98