

# Splice Box Wiring Diagram

For use in recirculating systems.



**Oreco Systems®**  
Incorporated

814 AIRWAY AVENUE

SUTHERLIN, OREGON

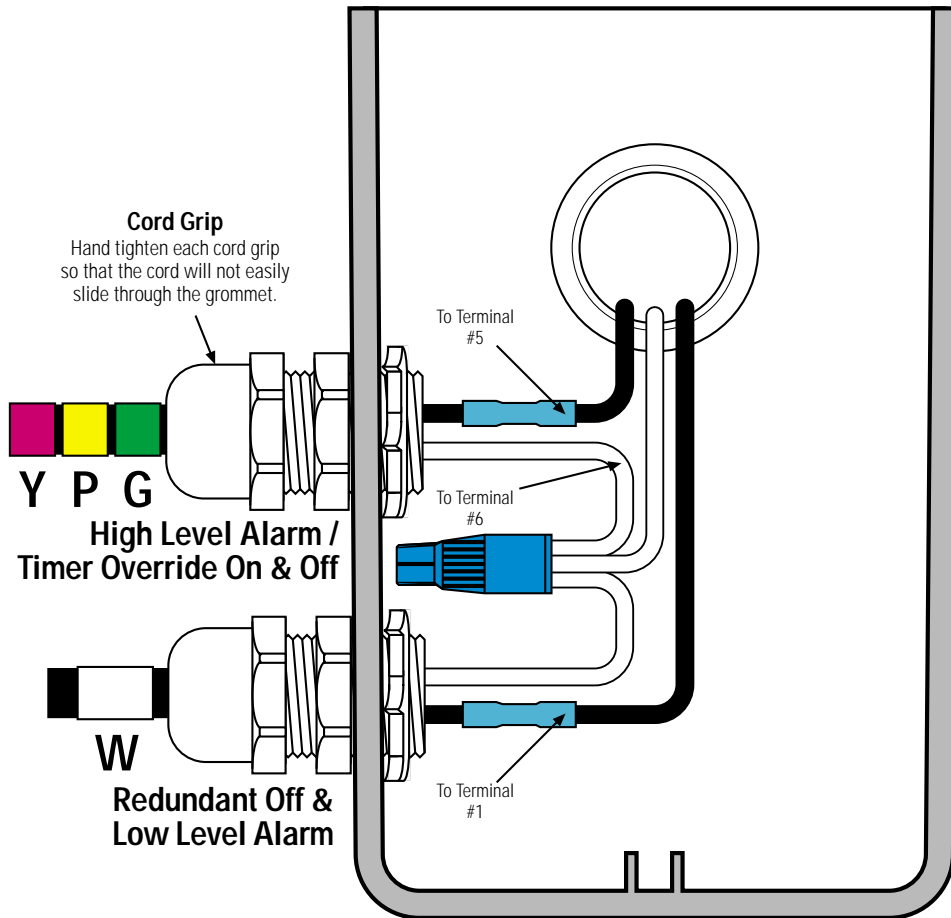
97479-9012

TELEPHONE:






(541) 459-4449

FACSIMILE:

(541) 459-2884



## Key

-  Black Wire
-  White Wire
-  Green Wire
-  Waterproof Wire Nut
-  Heat Shrink & Butt Connector \*

\* Refer to drawing EIN-SB-SB-1 for splicing instructions.

## Float Tag Colors

- Y** - Yellow
- P** - Purple
- B** - Blue
- G** - Green
- R** - Red
- O** - Orange
- E** - Grey
- W** - White

Note: Multi-function floats will have more than one marker

**Attention:** Failure to follow splicing instructions will void warranty

Control Panel Series

**DAX PT RO**

Float Function Color Code

**(YPG)W**

Splice Box Model

**SB2**

Drawing No.

**EDW-SB-DAX-51**

EDW-SB-DAX-51  
Rev 1.1 ©04/30/98