


# S-Series Simplex Control Panels

## Applications

Orenco® S-Series Simplex Control Panels control single pumps in effluent sewer (STEP) systems, onsite septic systems, and for pump control into conventional gravity sewer systems.



Orenco S-Series Simplex Control Panel (S1ETMCT shown)

## Materials of Construction

Component	Material
Enclosure	UV-resistant fiberglass, Type 4X (IP 66)
Hinge	Stainless steel
Latch	Stainless steel

## Specifications

Feature	Specifications
Height, in. (mm)	11.5 (292)
Width, in. (mm)	9.3 (236)
Depth, in. (mm)	5.4 (137)
S1 panel ratings*	120 VAC, 1 hp (0.75 kW), 16 A, 1-phase, 60 Hz
S2 panel ratings*	240 VAC, 3 hp (2.24 kW) 16 A, 1-phase, 60 Hz

\* Pump motors used with these panels require internal overload protection.

## General

Orenco® S-Series Simplex Control Panels are electromechanical panels for controlling single pumps. Standard features include an Automatic/Off/Manual (Auto/Off/Man) toggle switch, controls circuit breaker, pump circuit breaker, automatic motor control operation, and an audible/visible high water level alarm with auto reset. Specifications for standard and optional features are listed on page 2.

All S-Series control panels have a 120 VAC controls circuit breaker. S1 panels have a 120 VAC pump circuit breaker, while S2 panels have a 240 VAC pump circuit breaker.

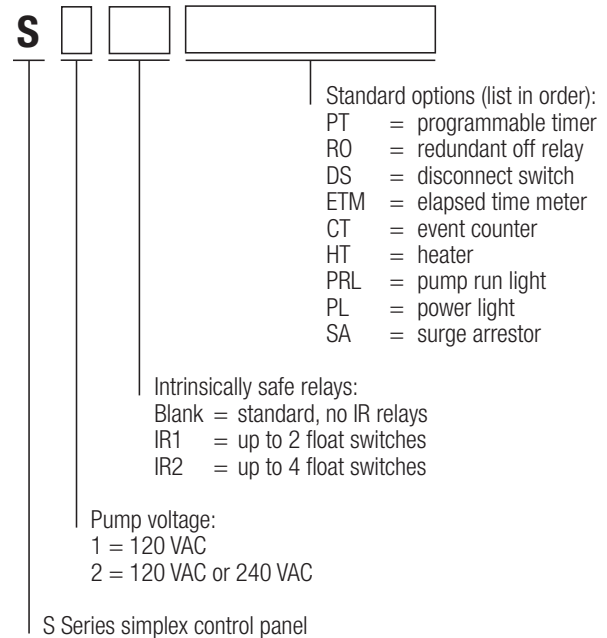
All S-Series panels can be used with both mechanical and mercury float switches.

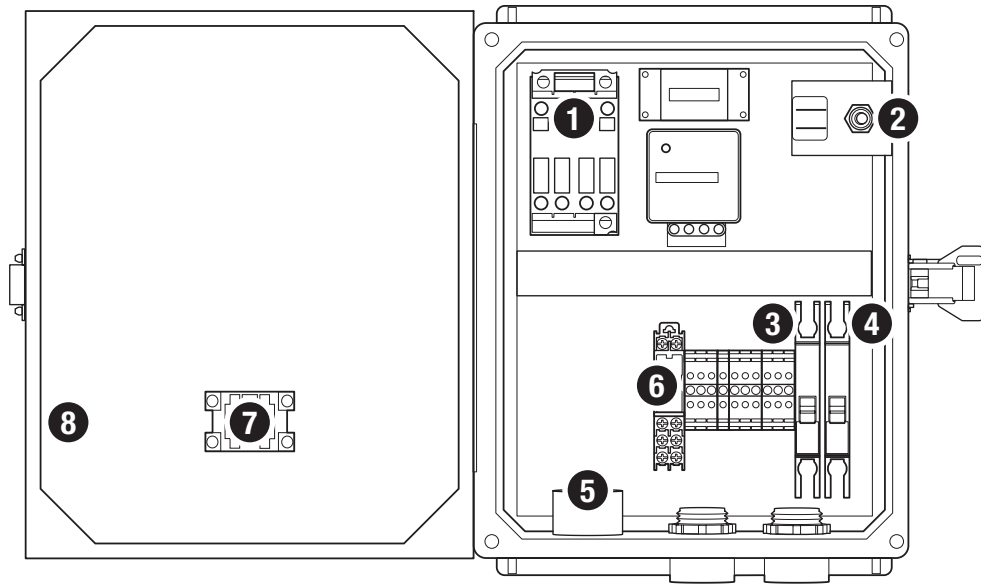
Listed per UL-508 and cUL-508; CE-listed versions of S-Series panels are available.

## Standard Models

S1, S2

## Product Code Diagram





*Orenco S-Series Simplex Control Panel (S1ETMCT shown)*

## Standard Features

Feature	Specifications*
1. Motor-start contactor	120 VAC: 17 FLA, 1 hp (0.75 kW), 2.5 million cycles at FLA 240 VAC: 17 FLA, 3 hp (2.24 kW), 2.5 million cycles at FLA
2. Auto/Off/Man toggle switch	Single-pole, double-throw HOA switch
3. Controls circuit breaker	10 A, OFF/ON switch, single pole, DIN rail mounting with thermal magnetic tripping characteristics
4. Pump circuit breaker	20 A, OFF/ON switch, single pole (120 VAC) or double pole (240 VAC), DIN rail mounting with thermal magnetic tripping characteristics
5. Audible alarm	95 dB at 24 in. (610 mm), warble-tone sound; gasketed, UL Type 4X (IP66)
6. Audible alarm silence relay	Automatic reset, DIN rail mount
7. Visible alarm	7/8-in. (22-mm) diameter red lens, "Push-to-silence," UL Type 4X (IP66), 1 W LED light
8. Enclosure	UV-resistant fiberglass and stainless steel, UL Type 4X (IP66)

## Optional Features

Feature	Specifications*	Product code adder
Intrinsically safe control relays	Listed per UL 698A, for Class 1 Div. 1, groups A, B, C, D hazardous locations (Requires larger enclosure)	IR
Programmable timer	Repeat cycle from 0.05 seconds to 30 hours; separate variable controls for OFF & ON time periods	PT
Redundant off relay	DIN rail mount; provides a secondary off; sounds alarm upon low level condition	RO
Elapsed time meter	7-digit, non-resettable; limit of 99,999 hours; accurate to 0.01 hours	ETM
Event counter	6-digit, non-resettable	CT
Heater	anti-condensation heater; self-adjusting; radiates additional wattage as temperature drops	HT
Pump run light	7/8-in. (22-mm) diameter green lens; UL Type 4X (IP66), 1 W LED light	PRL
Power light	7/8-in. (22-mm) diameter green lens; UL Type 4X (IP66), 1 W LED light	PL
Surge arrester	Status light on unit; protects incoming power supply from electrical surges	SA
Test Switch	Momentary switch for alarm testing	TS

\* All voltages are 120 VAC unless otherwise noted.