

MODEL 63



Added features
when it positively
has to be the best.



Premium Sump Pump

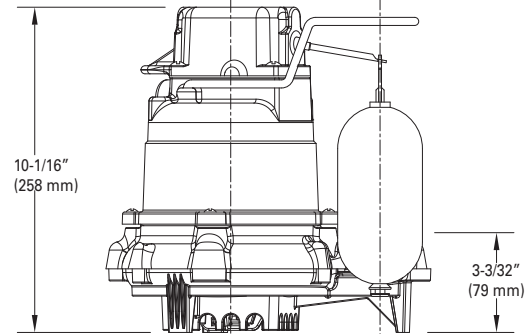
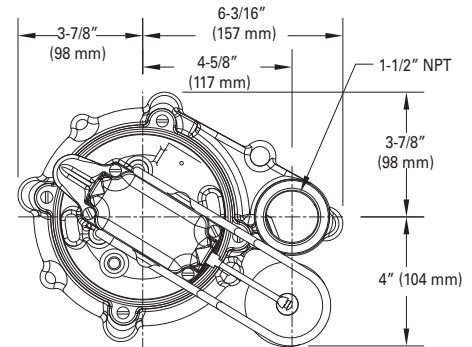
ZOELLER®
PUMP COMPANY

zoellerpumps.com | 800-928-7867 | 3649 Cane Run Rd., Louisville, KY 40211

Features:

- 5-year warranty
- Advanced switch technology allowing longer switch life (available in automatic only)
- 3/10 HP Premium 115 V sump pump
- Performance up to 19.25' (5.9 m) TDH
- Flows up to 43 GPM (163 LPM)
- Green LED plug showing power to the pump
- Viton switch arm boot and heavy-duty rubber power cord for longevity and durability
- All cast iron construction for a more robust pump
- Corrosion-resistant, powder coated epoxy paint

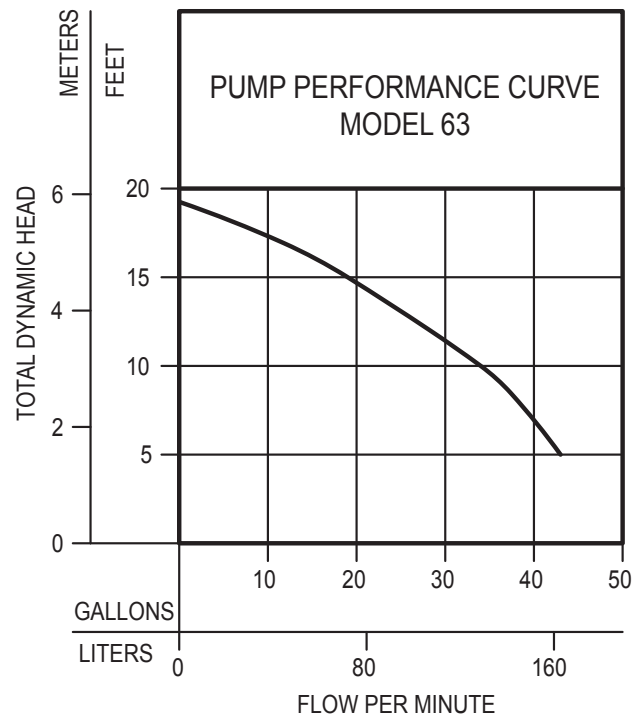
100% factory tested



SK858

PRODUCT SPECIFICATIONS

MOTOR	Horse Power	3/10
	Voltage	115
	Phase	1 Ph
	Hertz	60 Hz
	RPM	1550
	Type	Shaded pole
	Insulation	Class B
	Amps	9.7
PUMP	Operation	Automatic
	Auto On/Off Points	7-1/4" (18.4 cm) / 3" (7.6 cm)
	Discharge Size	1-1/2" NPT
	Solids Handling	1/2" (12 mm) spherical solids
	Cord Length	10' (3.1 m)
	Cord Type	UL listed, 3-wire, grounded plug
	Max. Head	19.25' (5.9 m)
	Max. Flow Rate	43 GPM (163 LPM)
	Max. Operating Temp.	130 °F (54 °C)
	Cooling	Oil filled
MATERIALS	Motor Protection	Auto reset thermal overload
	Cap	Cast iron
	Motor Housing	Cast iron
	Pump Housing	Cast iron
	Base	Cast iron
	Upper Bearing	Sleeve bearing
	Lower Bearing	Sleeve bearing
	Mechanical Seals	Carbon and ceramic
	Impeller Type	Non-clogging vortex
	Impeller	Cast iron
	Hardware	Stainless steel
	Motor Shaft	AISI 1215 cold rolled steel
	Gasket	Neoprene



SP
C US
Tested to Standard UL778 and
Certified to CSA
Standard C22.2 No. 108

SSPMA

**POWDER
TOUGH
COATED**

ZMW
POWERED BY

FM2959
0823
Supersedes
0123



All installation of controls, protection devices and wiring should be done by a qualified licensed electrician. All electrical and safety codes should be followed including the most recent National Electrical Code (NEC) and the Occupational Safety and Health Act (OSHA).